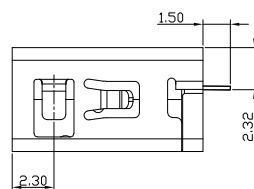
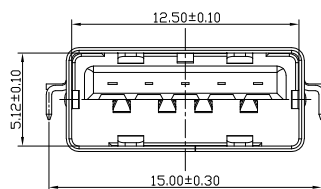
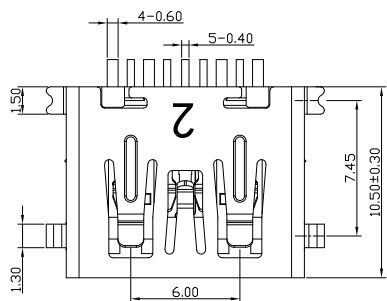


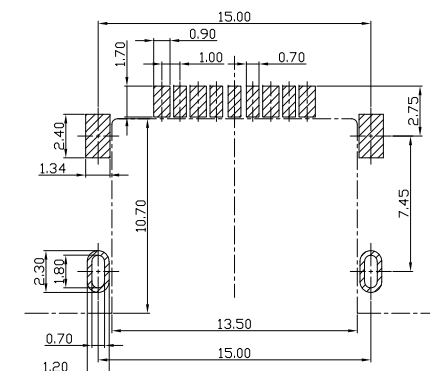


RoHS Compliant
2002/95/EC

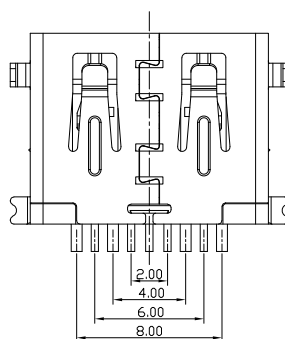
REV.	ECN.	NO.	APPD.



PIN NUMBER	SIGNAL NAME
1	VBUS
2	D-
3	D+
4	GND
5	STDA_SSRX-
6	STDA_SSRX+
7	GND_DRAIN
8	STDA_SSTX-
9	STDA_SSTX+
Shell	Shield



RECOMMENDED PCB LAYOUT
TOLERANCE:±0.05 (TOP VIEW)



NOTES:

1.ELECTRICAL:

- 1)CURRENT RATING: 1.5A;
- 2)INSULATION RESISTANCE: 100MΩ MIN;
- 3)CONTACT RESISTANCE: 30mΩ MAX;
- 4)WITHSTANDING VOLTAGE: 100V AC;
- 5)OPERATING TEMPERATURE: -25°C TO +85°C.

2.MECHANICAL:

- 1)MATING FORCE: 35N MAX.
- 2)UNMATING FORCE: 8N MIN.
- 3)DURABILITY: 5,000 CYCLES

**3.DIMENSIONS MARKED "▼"
TO BE CHECKED BY Q.C & IPQC.**

4.PART NO.

USAF-091N-4BLV60

1Au 1U"
5Au 15U"
6Au 30U"

W:WHITE
B:BLACK
BL:BLUE

1PBT
2PA6T
3PA9T
4LCP

SEE CHART

Bill of materials:

NO	PARTS	MATERIAL	QTY	FINISHING	.X	±0.30	X.1	±3'	UNITS	mm	雅安科技有限公司 ACCURATE INNOTECH INC.
					.XX	±0.20	.XXX	±0.10	MAT'L		
3	CONTACT	COPPER ALLOY	9	PLATED GOLD/TIN	SEE NOTE						TITLE: USB AF3.0 SMT 沉板2.3 L=10.5
2	SHELL	STAINLESS STEEL	1	PLATED NICKEL	SEE NOTE						PART NO.: USAF-09XN-4BLV60
1	HOUSING	LCP+30%GF	1	UL94V-0	SEE NOTE						DR: Ricky 2023/12/20
											DWG NO.: AII-V60
											CHKD: Ricky 2023/12/20
											APPD: Ricky 2023/12/20
											SCALE 1:1
											SHEET 1/1
											REV. B
											CUSTOMER DRAWING

THESE DRAWINGS AND SPECIFICATIONS ARE THE PROPERTY OF ACCURATE INNOTECH INC AND SHALL NOT BE REPRODUCED, COPIED OR USED IN ANY MANNER WITHOUT THE PRIOR WRITTEN CONSENT OF ACCURATE INNOTECH INC.

