

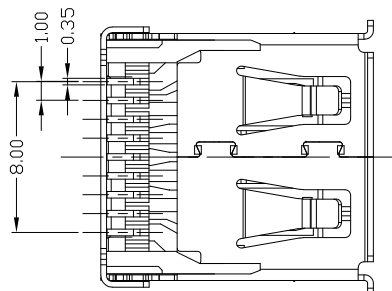
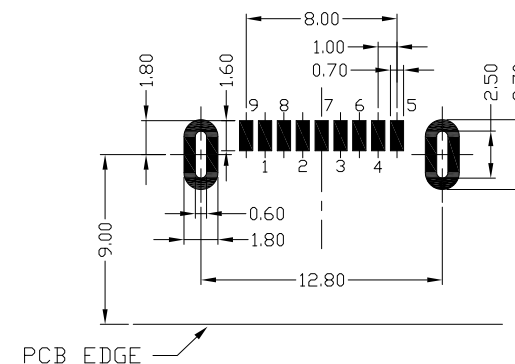
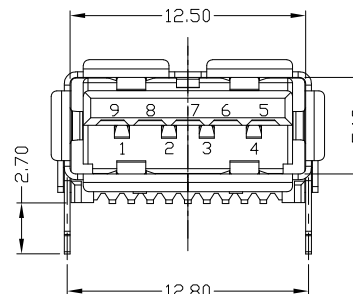
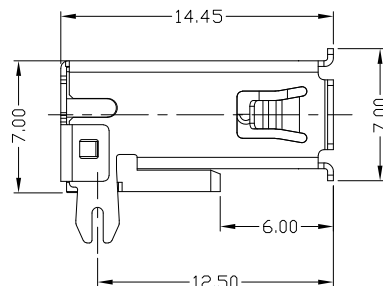
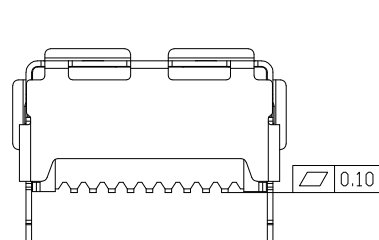
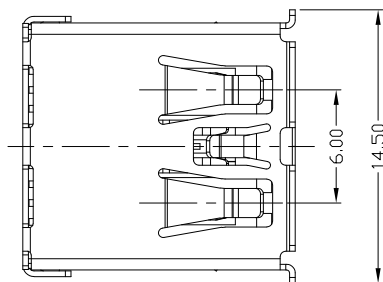


RoHS  
Compliant  
2002/95/EC

Halogen Free

REV.	ECN.	NO.	APPD.

Pin #	SIGNAL NAME	DESCRIPTION	MATING SEQUENCE
1	VBUS	POWER	SECOND
2	D-	USB 2.0 DIFFERENTIAL PAIR	THIRD
3	D+		
4	GND	GROUND FOR POWER RETURN	SECOND
5	STDA_SSRX-	SUPERSPEED RECEIVER LAST DIFFERENTIAL PAIR	
6	STDA_SSRX+		
7	GND_DRAIN	GROUND FOR SIGNAL RETURN	
8	STDA_SSTX-	SUPERSPEED TRANSMITTER DIFFERENTIAL PAIR	
9	STDA_SSTX+		
Shell	Shield	CONNECTOR METAL SHELL	FRIST



NOTES:

- ELECTRICAL:
  - CURRENT RATING: 1.5AMP;
  - INSULATION RESISTANCE: 100MΩ MIN;
  - CONTACT RESISTANCE: 30mΩ MAX;
  - WITHSTANDING VOLTAGE: 100V AC;
  - OPERATING TEMPERATURE: -40°C ~ +85°C.
- Mechanical:
  - Mating Force: 35N MAX
  - Unmating Force: 10N MIN.
- DIMENSIONS MARKED "▼" TO BE CHECKED BY Q.C & IPQC.

4. PART NO.

USAF-09\*N-4BLVC14

W: WHITE  
B: BLACK  
BL: BLUE

1Au 1U\*  
5Au 15U\*  
6Au 30U\*

1PBT  
2PA6T  
3PA9T  
4LCP

Bill of materials:

NO	PARTS	MATERIAL	QTY	FINISHING	X. ±0.35	X.' ±2'	UNITS	mm	雅安科技有限公司 ACCURATE INNOTECH INC.					
3	SHELL	COPPER ALLOY	1	PLATED NICKEL	.X ±0.3	.X' ±1'	MAT'L	SEE NOTE	TITLE: USB 3.0 AF板上SMT短体L14.45 主体加长		PART NO.: USAF-09*N-4BLVC14			
2	TERMINAL	COPPER ALLOY	9	PLATED GOLD/TIN	.XX ±0.25	.XX'	FINISH	SEE NOTE	DR: gan 2016/11/16		DWG NO.: AII-VC14			
1	HOUSING	LCP+30%GF	1	UL94V-0	.XXX ±0.15	.XXX'	Q'TY	SEE NOTE	CHKD: gan 2016/11/16		SCALE	SHEET	REV.	CUSTOMER
								THESE DRAWINGS AND SPECIFICATIONS ARE THE PROPERTY OF ACCURATE INNOTECH INC AND SHALL NOT BE REPRODUCED, COPIED OR USED IN ANY MANNER WITHOUT THE PRIOR WRITTEN CONSENT OF ACCURATE INNOTECH INC.	APPD:		1:1	1/1	B	DRAWING