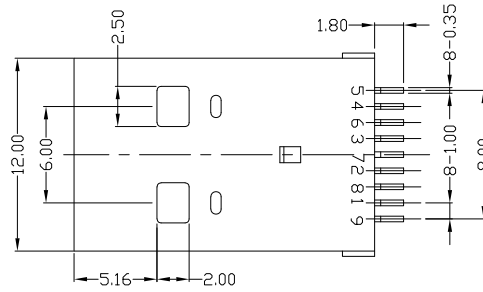


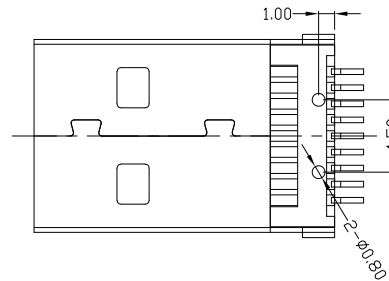
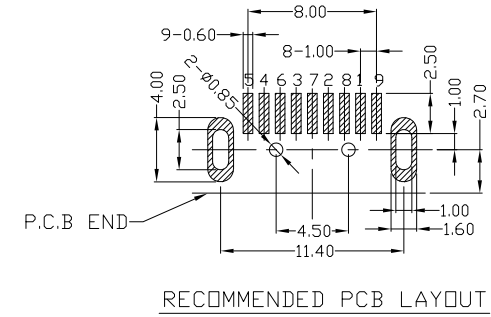
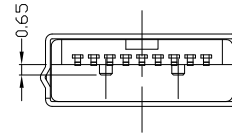
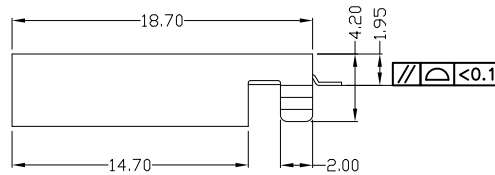
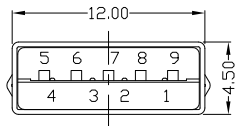


RoHS Compliant  
2002/95/EC

REV	LTR	DESCRIPTION	DATE	REVISER	APPD



Pin Number	Signal Name	Pin Number	Signal Name
1	VBUS	5	SSRX-
2	D-	6	SSRX+
3	D+	7	GND
4	GND	8	SSTX-
Shell	Shield	9	SSTX+



**NOTES:**

- ELECTRICAL:**
  - VOLTAGE CURRENT RATING: 2AMP, 30V AC;
  - INSULATION RESISTANCE: 1000MΩ MIN;
  - CONTACT RESISTANCE: 30mΩ MAX;
  - WITHSTANDING VOLTAGE: 500V AC;
  - OPERATING TEMPERATURE: -40°C TO +85°C.
- Mechanical:**
  - Mating Force: 35N MAX
  - Unmating Force: 10N MIN.
- NOTE:** 1. DIMENSIONS MARKED "▼" TO BE CHECKED BY Q.C & IPQC.

4. PART NO.

USAM-09*N-4BLV30	
1: Au 1U'	1: PBT
5: Au 15U'	2: PA6T
6: Au 30U'	3: PA9T
	4: LCP

**Bill of materials:**

NO	PARTS	MATERIAL	QTY	FINISHING	UNITS	mm
3	HOUSING	LCP+30%GF	1	UL94V-0	X. ±0.35	X.' ±2'
2	SHELL	SPCC	1	PLATED NICKEL	.X ±0.3	.X' ±1'
1	TERMINAL2	COPPER ALLOY	4	PLATED GOLD/TIN	.XX ±0.25	.XX'
1	TERMINAL1	COPPER ALLOY	5	PLATED GOLD/TIN	.XXX ±0.15	.XXX'

THESE DRAWINGS AND SPECIFICATIONS ARE THE PROPERTY OF ACCURATE INNOTECH INC. AND SHALL NOT BE REPRODUCED, COPIED OR USED IN ANY MANNER WITHOUT THE PRIOR WRITTEN CONSENT OF ACCURATE INNOTECH INC.

<b>雅安科技有限公司 ACCURATE INNOTECH INC.</b>			
TITLE: USB-AM3.0 SMT短体		PART NO.: USAM-09*N-4BLV30	
DR: <i>G.A.N</i> 2014/7/11		DWG NO.: AII-V30	
CHKD: <i>G.A.N</i> 2014/7/11		SCALE: 1:1	SHEET: 1/1
APPD:		REV.: B	CUSTOMER DRAWING