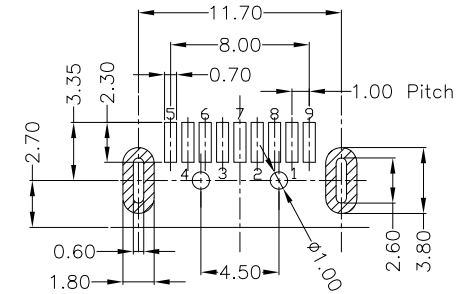
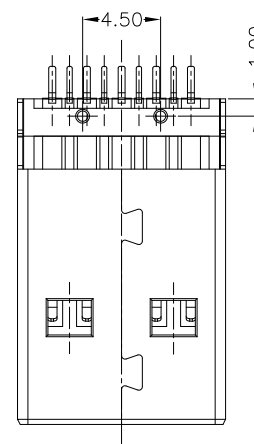
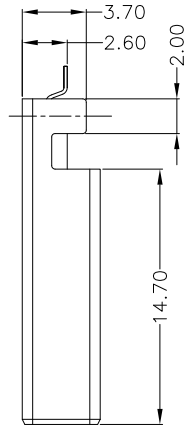
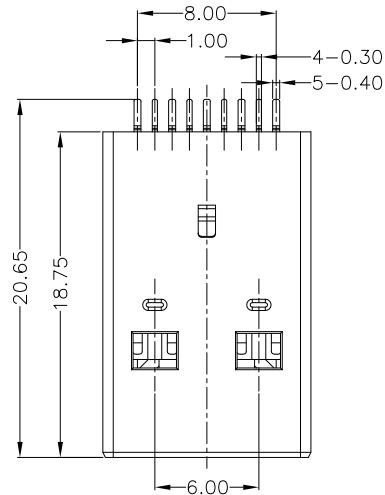




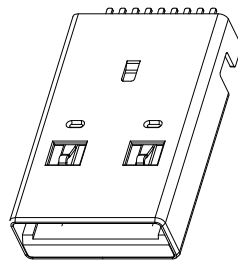
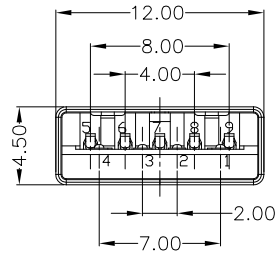
RoHS  
Compliant  
2002/95/EC

REV	LTR	DESCRIPTION	DATE	REVISER	APPD

PIN NUMBER	SIGNAL NAME
1	VBUS
2	D-
3	D+
4	GND
5	STDA_SSRX-
6	STDA_SSRX+
7	GND_DRAIN
8	STDA_SSTX-
9	STDA_SSTX+
Shell	Shield



RECOMMENDED PCB LAYOUT



NOTES:

- ELECTRICAL:
  - VOLTAGE CURRENT RATING: 1.5AMP, 30V AC;
  - INSULATION RESISTANCE: 100MΩ MIN;
  - CONTACT RESISTANCE: 30mΩ MAX;
  - WITHSTANDING VOLTAGE: 500V AC;
  - OPERATING TEMPERATURE: -40°C TO +85°C.
- Mechanical:
  - Mating Force: 35N MAX
  - Unmating Force: 10N MIN.
- NOTE: 1. DIMENSIONS MARKED "▼" TO BE CHECKED BY Q.C & IPQC.

4. PART NO.

USAM-09\***N**-4BLVS12

- 1: Au 1U"
- 5: Au 15U"
- 6: Au 30U"
- W: WHITE
- B: BLACK
- BL: BLUE
- 1: PBT
- 2: PA6T
- 3: PA9T
- 4: LCP

Bill of materials:

NO	PARTS	MATERIAL	QTY	FINISHING	UNITS	mm	雅安科技有限公司 ACCURATE INNOTECH INC.				
3	SHELL	SPCC	1	PLATED NICKEL	X. ±0.35	X.' ±2'	TITLE:	USB 3.0 AM 沉板SMT 有柱			
2	HOUSING	LCP+30%GF	1	UL94V-0	.X ±0.3	.X' ±1'	PART NO.:	USAM-09XN-4BLVS12			
1	TERMINAL	COPPER ALLOY	9	PLATED GOLD/TIN	.XX ±0.25	.XX'	DR:	gan 2015/4/6			
					.XXX ±0.15	.XXX'	CHKD:	gan 2015/4/6			
							APPD:	SCALE SHEET REV. CUSTOMER DRAWING			
								1:1	1/1	B	

THESE DRAWINGS AND SPECIFICATIONS ARE THE PROPERTY OF ACCURATE INNOTECH INC. AND SHALL NOT BE REPRODUCED, COPIED OR USED IN ANY MANNER WITHOUT THE PRIOR WRITTEN CONSENT OF ACCURATE INNOTECH INC.

