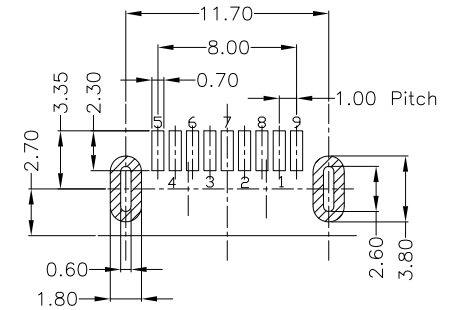
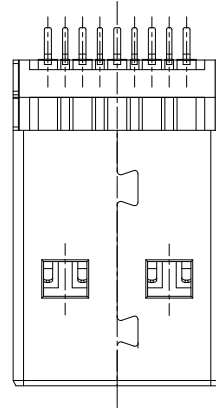
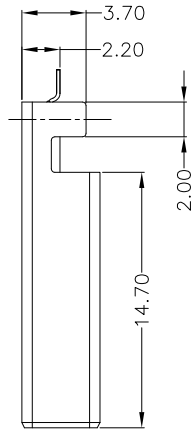
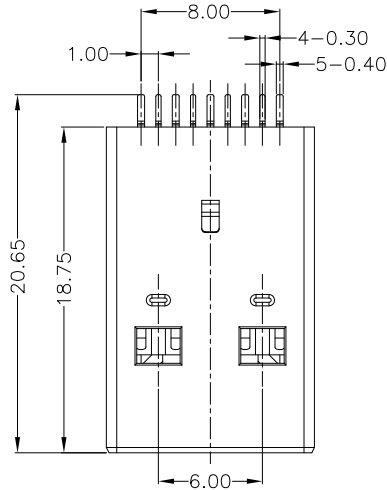




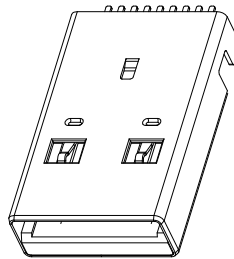
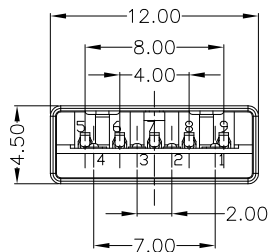
RoHS
Compliant
2002/95/EC

REV	LTR	DESCRIPTION	DATE	REVISER	APPD

PIN NUMBER	SIGNAL NAME
1	VBUS
2	D-
3	D+
4	GND
5	STDA_SSRX-
6	STDA_SSRX+
7	GND_DRAIN
8	STDA_SSTX-
9	STDA_SSTX+
Shell	Shield



RECOMMENDED PCB LAYOUT



NOTES:

- ELECTRICAL:
 - VOLTAGE CURRENT RATING:1.5AMP,30V AC;
 - INSULATION RESISTANCE: 100MΩ MIN;
 - CONTACT RESISTANCE: 30mΩ MAX;
 - WITHSTANDING VOLTAGE: 500V AC;
 - OPERATING TEMPERATURE:-40°C TO +85°C.
 - Mechanical:
 - Mating Force: 35N MAX.
 - Unmating Force: 10N MIN.
- NOTE:1.DIMENSIONS MARKED "▼" TO BE CHECKED BY Q.C & IPQC.

4. PART NO.

USAM-095N-4BLVS16
 1:Au 1U"
 5:Au 15U"
 6:Au 30U"
 W:WHITE
 B:BLACK
 BL:BLUE
 1:PBT
 2:PA6T
 3:PA9T
 4:LCP

Bill of materials:

NO	PARTS	MATERIAL	QTY	FINISHING	UNITS	mm	雅安科技有限公司 ACCURATE INNOTECH INC.				
3	SHELL	SPCC	1	PLATED NICKEL	X. ±0.35	X.' ±2'	SEE NOTE	TITLE: USB 3.0 AM 沉板SMT 无柱		PART NO.: USAM-095N-4BLVS16	
2	HOUSING	LCP+30%GF	1	UL94V-0	.X ±0.3	.X' ±1'		DR: gan 2015/4/6		DWG NO.: AII-VS16	
1	TERMINAL	COPPER ALLOY	9	PLATED GOLD/TIN	.XX ±0.25	.XX'		CHKD: gan 2015/4/6		SCALE: 1:1	
					.XXX ±0.15	.XXX'		APPD: gan 2015/4/6		SHEET: 1/1	
							Q'TY	REV.:	B	CUSTOMER DRAWING	

THESE DRAWINGS AND SPECIFICATIONS ARE THE PROPERTY OF ACCURATE INNOTECH INC. AND SHALL NOT BE REPRODUCED, COPIED OR USED IN ANY MANNER WITHOUT THE PRIOR WRITTEN CONSENT OF ACCURATE INNOTECH INC.

