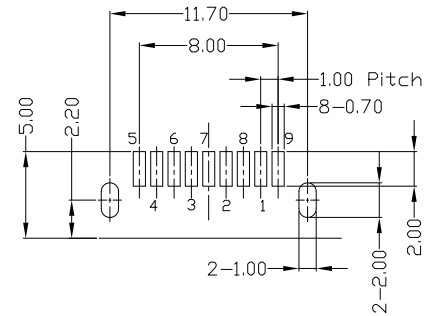
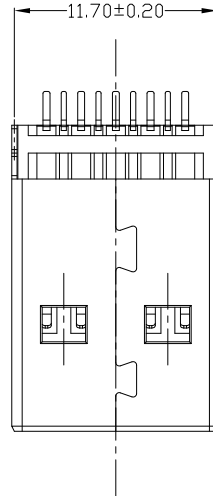
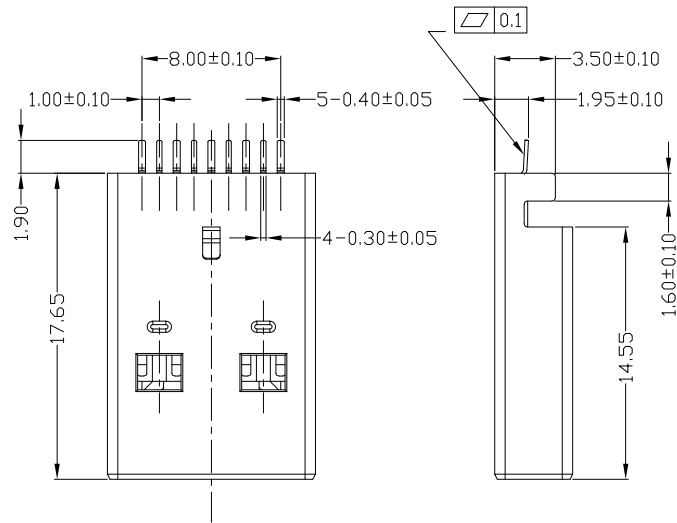


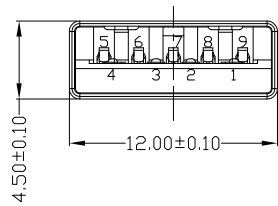
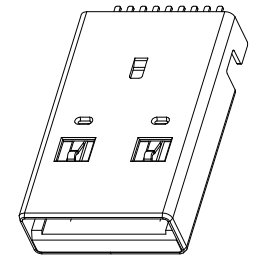


RoHS  
Compliant  
2002/95/EC

REV	LTR	DESCRIPTION	DATE	REVISER	APPD



RECOMMEND PCB LAYOUT(TOLERANCE:±0.05)



PIN NUMBER	SIGNAL NAME
1	VBUS
2	D-
3	D+
4	GND
5	STDA_SSRX-
6	STDA_SSRX+
7	GND_DRAIN
8	STDA_SSTX-
9	STDA_SSTX+
Shell	Shield

NOTES:

- ELECTRICAL:
  - VOLTAGE CURRENT RATING: 1.5AMP, 30V AC;
  - INSULATION RESISTANCE: 100MΩ MIN;
  - CONTACT RESISTANCE: 30mΩ MAX;
  - WITHSTANDING VOLTAGE: 500V AC;
  - OPERATING TEMPERATURE: -55°C TO +85°C.
- Mechanical:
  - Mating Force: 35N MAX
  - Unmating Force: 10N MIN.
- DIMENSIONS MARKED "▼"  
TO BE CHECKED BY Q.C & IPQC.

4. PART NO.

USAM-09\*N-4BLVU34

- 1: Au 1U\*
- 5: Au 15U\*
- 6: Au 30U\*
- 1: V: WHITE
- 2: B: BLACK
- 3: BL: BLUE
- 1: PBT
- 2: PA6T
- 3: PA9T
- 4: LCP

Bill of materials:

NO	PARTS	MATERIAL	QTY	FINISHING	UNITS	mm	雅安科技有限公司 ACCURATE INNOTECH INC.								
3	HOUSING	LCP+30%GF	1	PLATED NICKEL	X. ±0.35	X.* ±2*	TITLE: USB AM 3.0 L=17.6MM 沉板1.9MM 无柱(外壳脚长3.50MM)锡脚1.9	PART NO.: USAM-09XN-4BLVU34							
2	SHELL	SPCC	1	UL94V-0	.X ±0.3	.X* ±1*						SEE NOTE			
1	TERMINAL	COPPER ALLOY	9	PLATED GOLD/TIN	.XX ±0.25	.XX*						FINISH	DR: Ricky 2019/2/15	DWG NO.: AII-VU34	
					.XXX ±0.15	.XXX*						SEE NOTE	CHKD: Ricky 2019/2/15	SCALE	SHEET
							Q'TY	APPD:	1:1	1/1	B	DRAWING			

THESE DRAWINGS AND SPECIFICATIONS ARE THE PROPERTY OF ACCURATE INNOTECH INC AND SHALL NOT BE REPRODUCED, COPIED OR USED IN ANY MANNER WITHOUT THE PRIOR WRITTEN CONSENT OF ACCURATE INNOTECH INC

