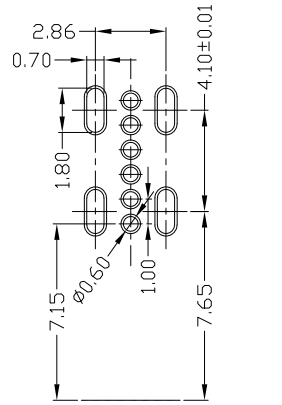
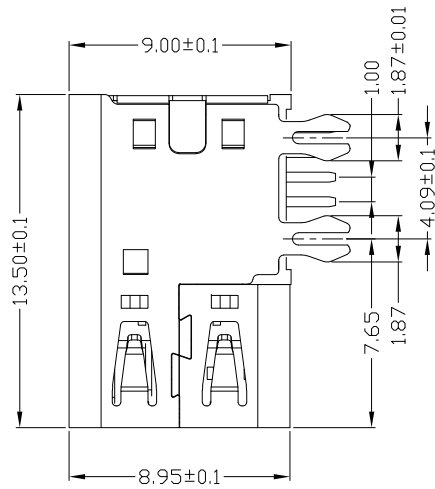




RoHS
Compliant
2002/95/EC

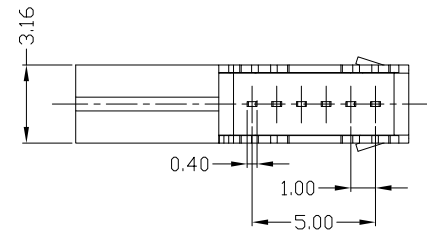
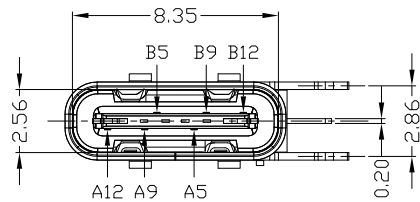
REV.	ECN.	NO.	APPD.



RECOMMENDED P.C.B. LAYOUT
TOLERANCE UNSPECIFIED ±0.05mm

USB TYPE-C 6P
RECEPTACLE INTERFACE PIN ASSIGNMENTS

A5	CC1	B5	CC2
A9	VBUS	B9	VBUS
A12	GND	B12	GND
PIN	SIGNAL NAME	PIN	SIGNAL NAME



NOTES:

- ELECTRICAL:
 - CURRENT RATING: 3A MIN FOR VBUS; VOLTAGE: 5VAC MAX 0.25A MIN FOR OTHER.
 - INSULATION RESISTANCE: 100MΩ MIN;
 - CONTACT RESISTANCE: 40mΩ MAX;
 - WITHSTANDING VOLTAGE: 100V AC;
 - OPERATING TEMPERATURE: -30°C ~ +80°C.
- Mechanical:
 - INSERTION FORCE: 5~20N.
 - EXTRACTION FORCE: 8~20N.
- DIMENSIONS MARKED "▼" TO BE CHECKED BY Q.C & IPQC.
- PART NO.

USCF-061N-4BCG43

1: Au 1U*
2: Au 3U*
5: Au 15U*
6: Au 30U*
W: WHITE
B: BLACK
1: PB
2: PA6T
3: PA9T
4: LCP

Bill of materials:

NO	PARTS	MATERIAL	QTY	FINISHING	UNITS	mm	雅安科技有限公司 ACCURATE INNOTECH INC.					
5					.X ±0.30	X.* ±2'	THESE DRAWINGS AND SPECIFICATIONS ARE THE PROPERTY OF ACCURATE INNOTECH INC AND SHALL NOT BE REPRODUCED, COPIED OR USED IN ANY MANNER WITHOUT THE PRIOR WRITTEN CONSENT OF ACCURATE INNOTECH INC.	TITLE: USB TYPE CF 侧插式13.5 DIP 6P 四支鱼叉脚 带卡点		PART NO.: USCF-061N-4BCG43		
4	SPRING	STAINLESS STEEL	1		.XX ±0.20	.X' ±1'		MAT'L SEE NOTE	DR: gan 2018/8/18		DWG NO.: AII-CG43	
3	SHELL	STAINLESS STEEL	1	PLATED NICKEL	.XXX ±0.10	.XX' ±0.5'		FINISH SEE NOTE	CHKD: gan 2018/8/18		SCALE SHEET REV. CUSTOMER 1:1 1/1 B DRAWING	
2	TERMINAL	COPPER ALLOY	6	PLATED GOLD/TIN				Q'TY	APPD:			
1	HOUSING	LCP+30%GF	1	UL94V-0								