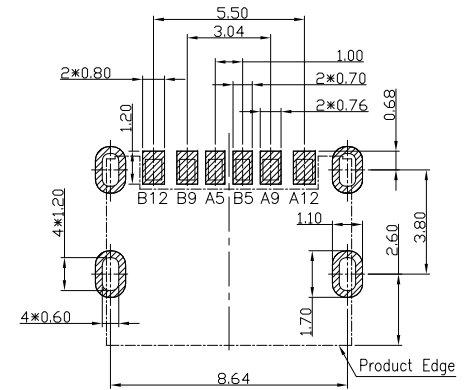
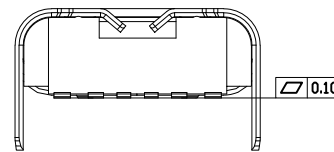
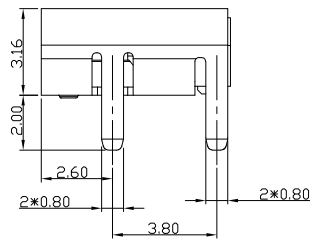
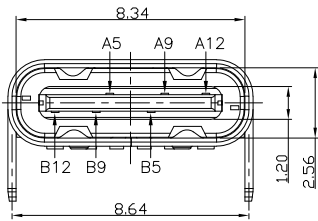
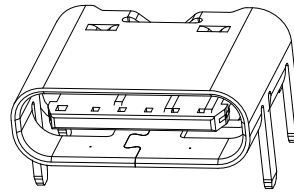
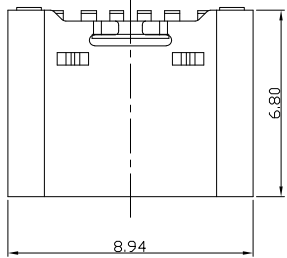


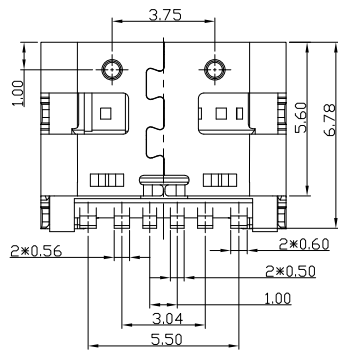


RoHS
Compliant
2002/95/EC

REV.	ECN.	NO.	APPD.



RECOMMENDED P.C.B. LAYOUT
TOLERANCE UNSPECIFIED ±0.05mm



A5	CC1	B12	GND
A9	VBUS	B9	VBUS
A12	GND	B5	CC2
PIN	SIGNAL NAME	PIN	SIGNAL NAME

NOTES:

- ELECTRICAL:
 - CURRENT RATING: 3AMP MAX;
 - INSULATION RESISTANCE: 100MΩ MIN;
 - CONTACT RESISTANCE: 40mΩ MAX;
 - WITHSTANDING VOLTAGE: 100V AC;
 - OPERATING TEMPERATURE: -30°C TO +85°C.
- Mechanical:
 - Mating Force: 5N~20N
 - Unmating Force: 8N~20N
 - Durability: 10,000 cycles
- DIMENSIONS MARKED "▼"
TO BE CHECKED BY Q.C & IPQC.

4.PART NO.

USCF-061N-4BVS206

1:1Au 1U*
2:2Au 3U*
5:5Au 15U*
6:6Au 30U*
1:PBT
2:PA6T
3:PA9T
4:LCP

5				X. ±0.35	X.' ±2'	UNITS	mm
4	SHELL	STAINLESS STEEL	1	PLATED NICKEL	.X ±0.30	.X' ±1'	MAT'L
3	SHIELDING PLATE	STAINLESS STEEL	1		.XX ±0.20	.XX' ±0.5'	SEE NOTE
2	CONTACT	COPPER ALLOY	6	PLATED GOLD/NICKEL	.XXX ±0.10	.XXX'	FINISH
1	HOUSING	LCP+30%GF	1	UL94V-0			SEE NOTE
NO	PARTS	MATERIAL	QTY	FINISHING			Q'TY

THESE DRAWINGS AND SPECIFICATIONS ARE THE PROPERTY OF ACCURATE INNOTECH INC AND SHALL NOT BE REPRODUCED, COPIED OR USED IN ANY MANNER WITHOUT THE PRIOR WRITTEN CONSENT OF ACCURATE INNOTECH INC

雅安科技有限公司 ACCURATE INNOTECH INC.			
TITLE: USB C F TYPE 单排SMT 6PIN L=6.8 四脚插板 脚长2.0		PART NO.: USCF-06XN-4BVS206	
DR: Ricky 2017/11/17		DWG NO.: AII-VS206	
CHKD: Ricky 2017/11/17		SCALE	SHEET
APPD:		1:1	1/1
		REV.	CUSTOMER DRAWING
		B	