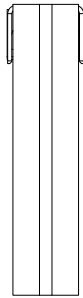
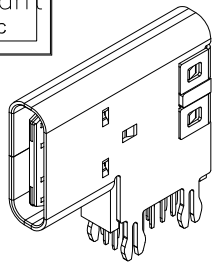




RoHS
Compliant
2002/95/EC

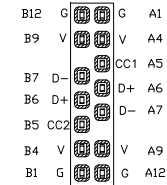
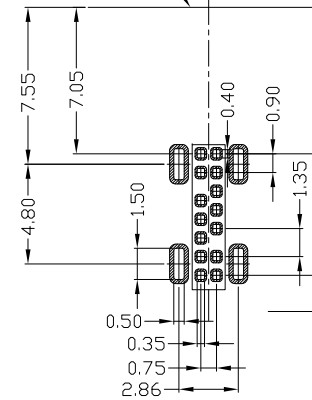


A1	GND	B12	GND
A4	VBUS	B9	VBUS
A5	CC1	B7	DN2
A6	DP1	B6	DP2
A7	DN1	B5	CC2
A9	VBUS	B4	VBUS
A12	GND	B1	GND
PIN	SIGNAL NAME	PIN	SIGNAL NAME

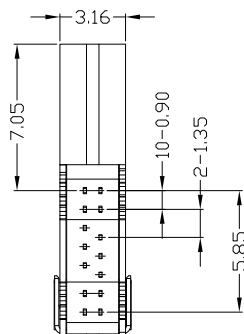
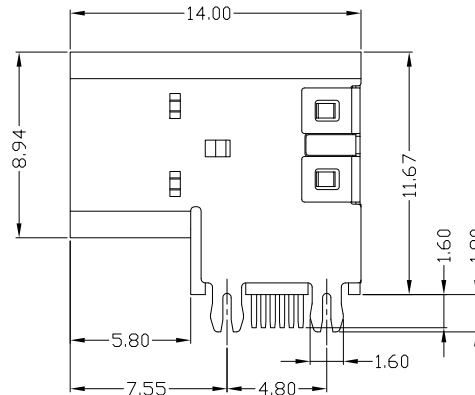
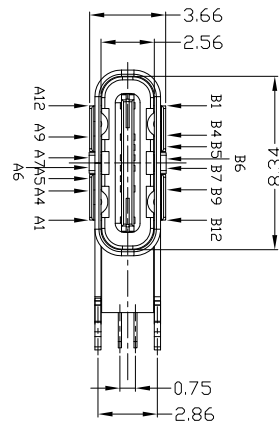
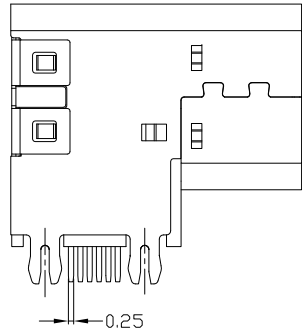
REV.	ECN.	NO.	APPD.

PCB板厚建议1.0~1.2MM

PCB EDGE



RECOMMENDED PCB LAYOUT



NOTES:

- ELECTRICAL:
 - CURRENT RATING: 5AMP MIN FOR VBUS; VOLTAGE RATING: 20VAC MAX
0.25A MIN FOR OTHER.
 - INSULATION RESISTANCE: 100MΩMIN;
 - CONTACT RESISTANCE: 40mΩMAX;
 - WITHSTANDING VOLTAGE: 100V AC;
 - OPERATING TEMPERATURE: -55°C TO +85°C.
- Mechanical:
 - INSERTION Force: 5~20N.
 - EXTRACTION Force: 8~20N.
- DIMENSIONS MARKED "▼" TO BE CHECKED BY Q.C & IPQC.

4. PART NO.

USCF-141N-4BCZ22

1-Au 1U*
2-Au 3U*
5-Au 15U*
6-Au 30U*

W: WHITE
B: BLACK
1-PBT
2-PA6T
3-PA9T
4-LCP

Bill of materials:

5	COVER	STAINLESS STEEL	1	PLATED NICKEL	X. ±0.35	X.' ±2'	UNITS	mm
4	CENTER PIECE SHIELDING PLATE	STAINLESS STEEL	1		.X ±0.3	.X' ±1'	MAT'L	
3	SHELL	STAINLESS STEEL	1	PLATED NICKEL	.XX ±0.25	.XX'	SEE NOTE	
2	TERMINAL	COPPER ALLOY	14	PLATED GOLD/TIN	.XXX ±0.15	.XXX'	FINISH	
1	HOUSING	LCP+30%GF	1	UL94V-0			SEE NOTE	
NO	PARTS	MATERIAL	QTY	FINISHING			Q'TY	

THESE DRAWINGS AND SPECIFICATIONS ARE THE PROPERTY OF ACCURATE INNOTECH INC. AND SHALL NOT BE REPRODUCED, COPIED OR USED IN ANY MANNER WITHOUT THE PRIOR WRITTEN CONSENT OF ACCURATE INNOTECH INC.



雅安科技有限公司
ACCURATE INNOTECH INC.

TITLE:
USB TYPE CF 侧插式14.0 DIP 14P
垫高2.6 四支鱼叉脚

DR: gan 2018/10/25

CHKD: gan 2018/10/25

APPD:

PART NO.:		USCF-141N-4BCZ22	
DWG NO.:		AII-CZ22	
SCALE	SHEET	REV.	CUSTOMER DRAWING
1:1	1/1	B	