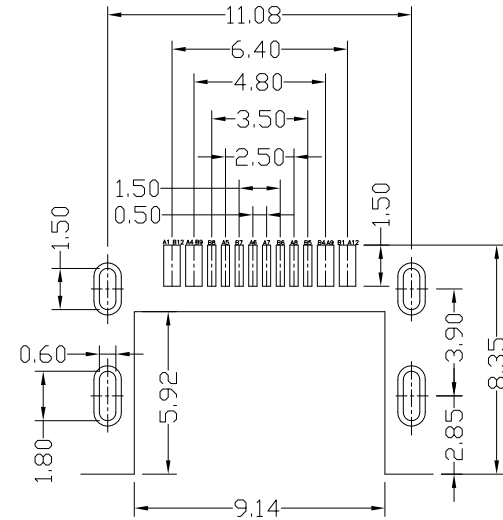
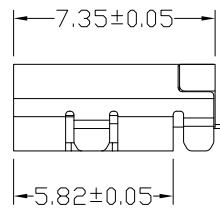
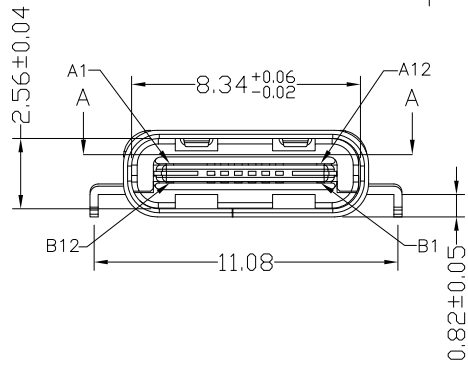
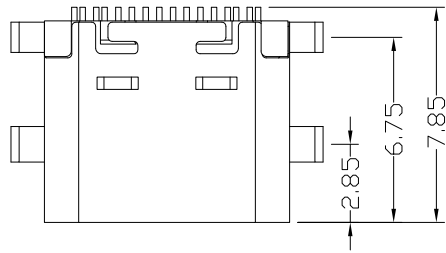


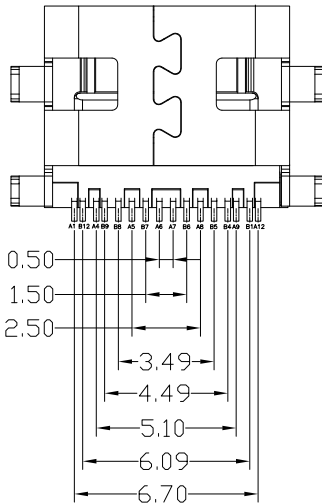


RoHS Compliant
2002/95/EC

REV.	ECN.	NO.	APPD.



RECOMMENDED P.C.B. LAYOUT
TOLERANCE UNSPECIFIED ±0.05mm

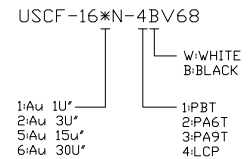


A1	GND	B12	GND
A4	VBUS	B9	VBUS
A5	CC1	B8	SBU2
A6	DP1	B7	DN2
A7	DN1	B6	DP2
A8	SBU1	B5	CC2
A9	VBUS	B4	VBUS
A12	GND	B1	GND
PIN	SIGNAL NAME	PIN	SIGNAL NAME

NOTES:

- ELECTRICAL:
 - CURRENT RATING: 3AMP MAX;
 - INSULATION RESISTANCE: 100MΩ MIN 250V DC;
 - CONTACT RESISTANCE: 40mΩ MAX;
 - WITHSTANDING VOLTAGE: 100V AC;
 - OPERATING TEMPERATURE: -30°C TO +85°C.
- Mechanical:
 - Mating Force: 20N MAX.
 - Unmating Force: 6N MIN.
- DIMENSIONS MARKED "▼"
TO BE CHECKED BY Q.C & IPQC.

4.PART NO.



5					.X ±0.30	.X* ±1*	UNITS	雅安科技有限公司 ACCURATE INNOTECH INC.				
4	HOOK	STAINLESS STEEL	1		.XX ±0.20	.XX*	MAT'L	TITLE: USB TYPE CF 短体7.35 单排16P 沉板0.8 无弹				
3	SHELL	STAINLESS STEEL	1	PLATED NICKEL	.XXX ±0.10	.XXX*	SEE NOTE	PART NO.:		USCF-16XN-4BV68		
2	TERMINAL	COPPER ALLOY	16	PLATED GOLD			FINISH	DR: Ricky 2017/12/08		DWG NO.:		
1	HOUSING	LCP+30%GF	1	UL94V-0			SEE NOTE	CHKD: Ricky 2017/12/08		AII-V68		
NO	PARTS	MATERIAL	QTY	FINISHING	THESE DRAWINGS AND SPECIFICATIONS ARE THE PROPERTY OF ACCURATE INNOTECH INC AND SHALL NOT BE REPRODUCED, COPIED OR USED IN ANY MANNER WITHOUT THE PRIOR WRITTEN CONSENT OF ACCURATE INNOTECH INC		Q'TY	APPD:	SCALE	SHEET	REV.	CUSTOMER DRAWING
									1:1	1/1	B	