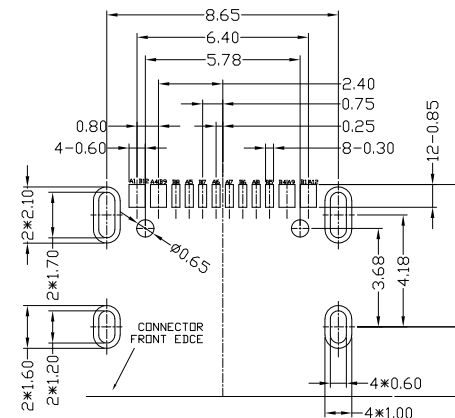
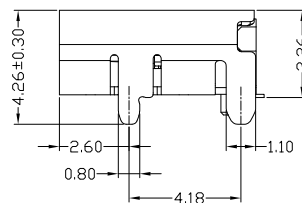
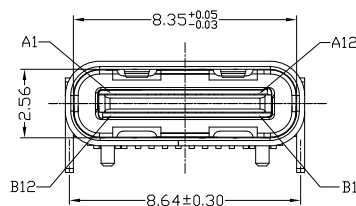
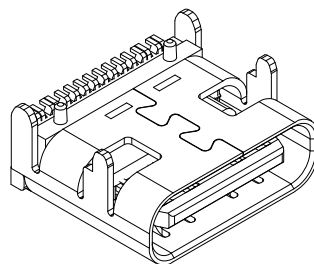
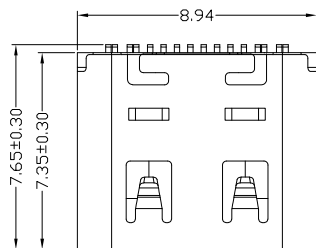


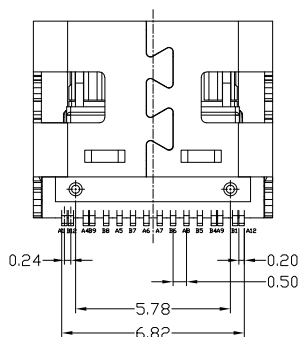


**RoHS Compliant**  
2002/95/EC

REV.	ECN. NO.	APPD.



RECOMMENDED P.C.B. LAYOUT  
TOLERANCE UNSPECIFIED ±0.05mm



PIN ASSIGNMENT:

Pin No.	Signal Name	Pin No.	Signal Name
A1	GND	B12	GND
A2		B11	
A3		B10	
A4	VBUS	B9	VBUS
A5	CC1	B8	SBU2
A6	D+	B7	D-
A7	D-	B6	D+
A8	SBU1	B5	CC2
A9	VBUS	B4	VBUS
A10		B3	
A11		B2	
A12	GND	B1	GND

NOTES:

- ELECTRICAL:
  - VOLTAGE CURRENT RATING: 3A MAX;
  - INSULATION RESISTANCE: 100MΩ MIN; 250V DC
  - CONTACT RESISTANCE: 40mΩ MAX;
  - WITHSTANDING VOLTAGE: 100V AC;
  - OPERATING TEMPERATURE: -30°C TO +80°C.
- Mechanical:
  - Mating Force: 20N MAX.
  - Unmating Force: 8N MIN.
  - Durability: 10,000 cycles
- DIMENSIONS MARKED "▼"  
TO BE CHECKED BY Q.C & IPQC.

4.PART NO.  
USCF-161N-4BVC29

- 1Au 1U"
- 2Au 3U"
- 5Au 15U"
- 6Au 30U"
- W: WHITE
- B: BLACK
- 1PBT
- 2PA6T
- 3PA9T
- 4LCP

Bill of materials:

NO	PARTS	MATERIAL	QTY	FINISHING	.X ±0.30	X.* ±1°	UNITS
6							mm
5					.XX ±0.20		MAT'L
4	MID PLATE	STAINLESS STEEL	1		.XXX ±0.10		SEE NOTE
3	SHELL	STAINLESS STEEL	1	PLATED NICKEL			FINISH
2	CONTACT	COPPER ALLOY	16	PLATED GOLD/NICKEL			SEE NOTE
1	HOUSING	LCP+30%GF	1	UL94V-0			Q'TY

THESE DRAWINGS AND SPECIFICATIONS ARE THE PROPERTY OF ACCURATE INNOTECH AND SHALL NOT BE REPRODUCED, COPIED OR USED IN ANY MANNER WITHOUT THE PRIOR WRITTEN CONSENT OF ACCURATE INNOTECH INC

<b>雅安科技有限公司</b> <b>ACCURATE INNOTECH INC.</b>			
TITLE: USB TYPE CF 单排贴板 16P L=7.35 四脚插板 有柱 外壳带弹片		PART NO.: USCF-16XN-4BVC29	
DR: <i>Ricky</i> 2022/04/22		DWG NO.: AII-VC29	
CHKD: <i>Ricky</i> 2022/04/22		SCALE	SHEET
APPD:		1:1	1/1
		REV.	CUSTOMER DRAWING
		B	