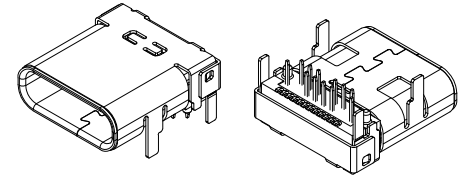
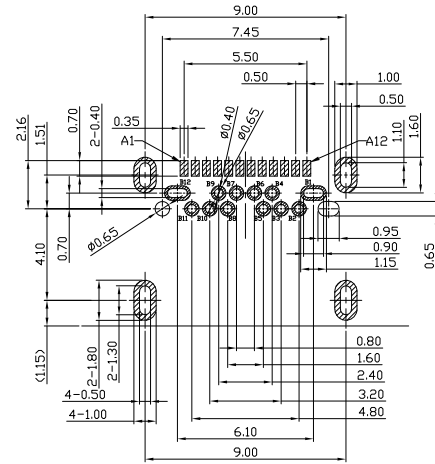
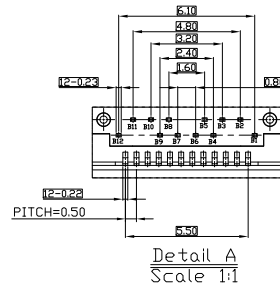
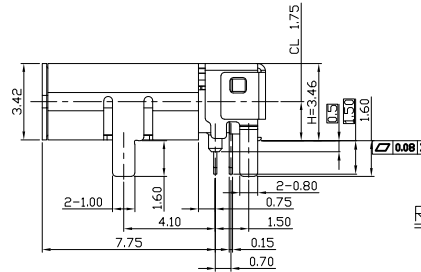
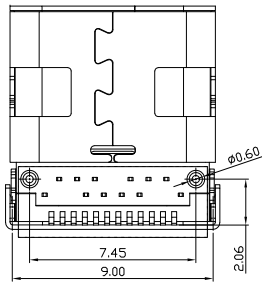
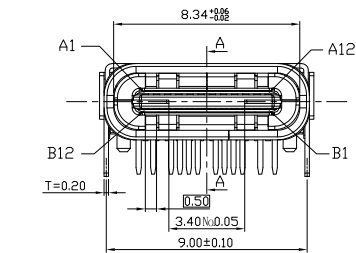
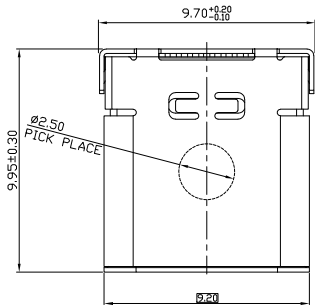




RoHS
Compliant
2002/95/EC

REV.	ECN.	NO.	APPD.



USB TYPE-C FULL-FEATURED RECEPTACLE INTERFACE PIN ASSIGNMENTS

PIN	Signal Name	Description	PIN	Signal Name	Description
A1	GND	Ground return	B12	GND	Ground return
A2	SSTxp1	Positive half of first Super-Speed TX differential pair	B11	SSRXp1	Positive half of first Super-Speed RX differential pair
A3	SSTxm1	Negative half of first Super-Speed TX differential pair	B10	SSRXm1	Negative half of first Super-Speed RX differential pair
A4	VBUS	Bus Power	B9	VBUS	Bus Power
A5	CC1	Configuration Channel	B8	SBU2	Sideband Use (SBU)
A6	Dp1	Positive half of the USB 2.0 differential pair-Position 1	B7	Dm2	Negative half of the USB 2.0 differential pair-Position 2
A7	Dm1	Negative half of the USB 2.0 differential pair-Position 1	B6	Dp2	Positive half of the USB 2.0 differential pair-Position 2
A8	SBU1	Sideband Use(SBU)	B5	CC2	Configuration Channel
A9	VBUS	Bus Power	B4	VBUS	Bus Power
A10	SSRXp2	Negative half of second Super-Speed RX differential pair	B3	SSTXm2	Negative half of second Super-Speed TX differential pair
A11	SSRXp2	Positive half of second Super-Speed RX differential pair	B2	SSTXp2	Positive half of second Super-Speed TX differential pair
A12	GND	Ground return	B1	GND	Ground return

RECOMMEND P.C.B LAYOUT (COMPONENT SIDE)
TOLERANCE FOR PCB LAYOUT IS ± 0.05

NOTES:

1.ELECTRICAL CHARACTERISTICS:

- CURRENT RATING: 5A FOR VBUS; 1.25A FOR GND PIN; 0.25A FOR OTHER PIN.
- INSULATION RESISTANCE: 100MΩ Min
- CONTACT RESISTANCE: 40mΩ Max.
- WITHSTANDING VOLTAGE: 100V AC R.M.S.
- OPERATING TEMPERATURE: -55°C ~ 85°C

2.MECHANICAL CHARACTERISTICS:

- MATING FORCE: 5N~20N
- UNMATED FORCE: 8N~20N AFTER TEST
- DURABILITY: 10,000 CYCLES

3.DIMENSIONS MARKED "▼"
TO BE CHECKED BY Q.C & IPQC.

USCF-241N-4BVF17

- 1: Au 1U'
- 2: Au 3U'
- 5: Au 15U'
- 6: Au 30U'
- 1: PBT
- 2: PA6T
- 3: PA9T
- 4: LCP

Bill of materials:

NO	PARTS	MATERIAL	QTY	FINISHING	X.	±0.50	X.'	±3'	UNITS	mm	雅安科技有限公司 ACCURATE INNOTECH INC.				
4	SHIELD	STAINLESS STEEL	1		.X	±0.38	.X'		MAT'L	SEE NOTE	TITLE: USB 3.1 CF 板上双铁壳 CL1.75 H3.46mm L10.00mm DIP焊脚长度1.60mm	PART NO.: USCF-24XN-4BVF17			
3	SHELL	STAINLESS STEEL	2	PLATED NICKEL	.XX	±0.25	.XX'		FINISH	SEE NOTE	DR: Ricky 2019/10/29	DWG NO.: AII-VF17			
2	CONTACT	COPPER ALLOY	24	PLATED GOLD/TIN	.XXX	±0.10	.XXX'		Q'TY		CHKD: Ricky 2019/10/29	SCALE	SHEET	REV.	CUSTOMER
1	MOLDING	LCP+30%GF	1	UL94V-0							APPD:	1:1	1/1	B	DRAWING
NO	PARTS	MATERIAL	QTY	FINISHING											

THESE DRAWINGS AND SPECIFICATIONS ARE THE PROPERTY OF ACCURATE INNOTECH INC. AND SHALL NOT BE REPRODUCED, COPIED OR USED IN ANY MANNER WITHOUT THE PRIOR WRITTEN CONSENT OF ACCURATE INNOTECH INC.

