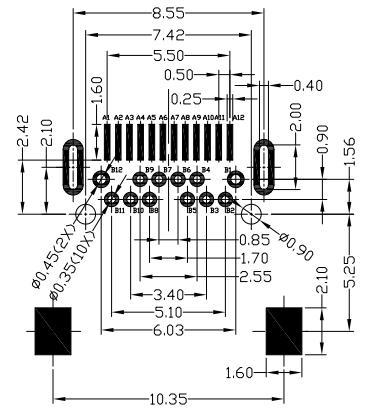
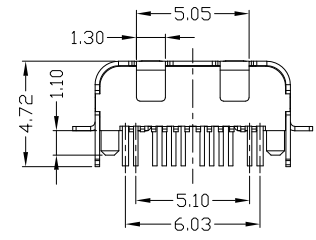
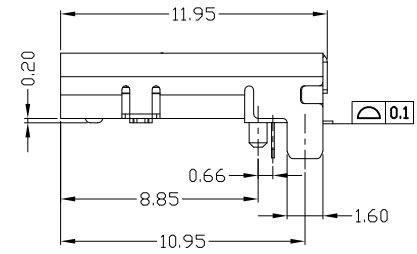
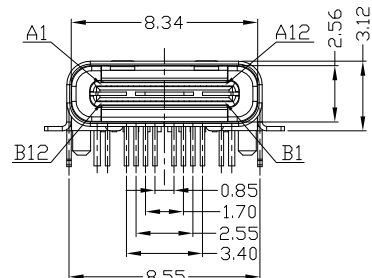
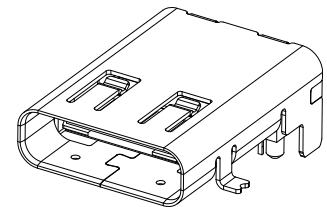
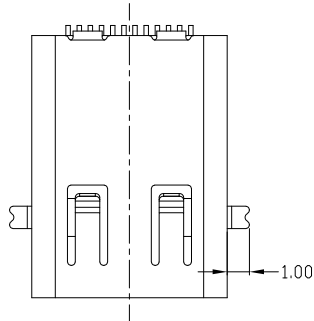


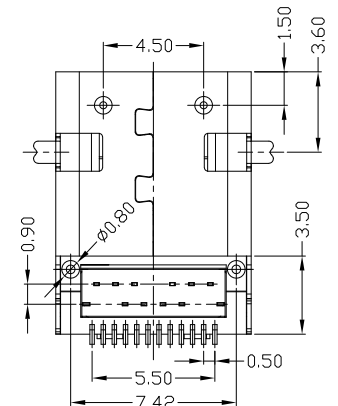


RoHS
Compliant
2002/95/EC

REV.	ECN. NO.	APPD.



RECOMMENDED PCB LAYOUT



A1	GND	B12	GND
A2	SSTXP1	B11	SSRXP1
A3	SSTXN1	B10	SSRXN1
A4	VBUS	B9	VBUS
A5	CC1	B8	SBU2
A6	DP1	B7	DN2
A7	DN1	B6	DP2
A8	SBU1	B5	CC2
A9	VBUS	B4	VBUS
A10	SSRXN2	B3	SSTXN2
A11	SSRXP2	B2	SSTXP2
A12	GND	B1	GND
PIN	SIGNAL NAME	PIN	SIGNAL NAME

- NOTES:
- ELECTRICAL:
 - CURRENT RATING: 3AMP MAX;
 - INSULATION RESISTANCE: 100MΩMIN;
 - CONTACT RESISTANCE: 30mΩMAX;
 - WITHSTANDING VOLTAGE: 250V AC;
 - OPERATING TEMPERATURE: -30°C TO +80°C.
 - Mechanical:
 - Mating Force: 35N MAX
 - Unmating Force: 10N MIN.
 - DIMENSIONS MARKED "▼"
TO BE CHECKED BY Q.C & IPQC.

4. PART NO.

USCF-24*N-4BV62
 W: WHITE
 B: BLACK
 1Au 1U*
 2Au 3U*
 5Au 15U*
 6Au 30U*
 1PBT
 2PA6T
 3PA9T
 4LCP

Bill of materials:

NO	PARTS	MATERIAL	QTY	FINISHING	X. ±0.35	X.' ±2'	UNITS	mm	雅安科技有限公司 ACCURATE INNOTECH INC.					
5	SHRAPNEL	STAINLESS STEEL	1	PLATED NICKEL	.X ±0.3	.X' ±1'	MAT'L	SEE NOTE	TITLE:	PART NO.:				
4	HOOK	STAINLESS STEEL	2	PLATED NICKEL	.XX ±0.25	.XX'	FINISH	SEE NOTE	USB Type-C/F 母座11.95前贴后插	USCF-24*N-4BV62				
3	SHELL	STAINLESS STEEL	1	PLATED NICKEL/TIN	.XXX ±0.15	.XXX'	Q'TY	SEE NOTE	DR:	DWG NO.:				
2	TERMINAL	COPPER ALLOY	24	PLATED GOLD/TIN	THESE DRAWINGS AND SPECIFICATIONS ARE THE PROPERTY OF ACCURATE INNOTECH INC AND SHALL NOT BE REPRODUCED, COPIED OR USED IN ANY MANNER WITHOUT THE PRIOR WRITTEN CONSENT OF ACCURATE INNOTECH INC.				AII-V62					
1	HOUSING	LCP+30%GF	1	UL94V-0					SCALE			SHEET		
									APPD:	1:1		1/1	REV. B	CUSTOMER DRAWING