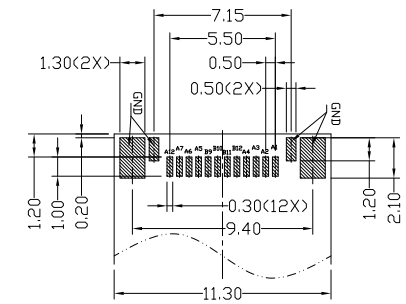
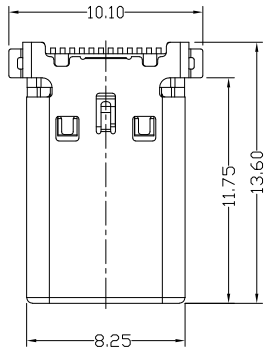
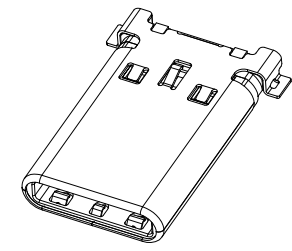


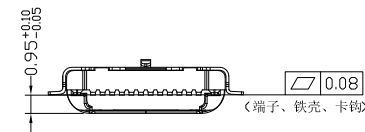
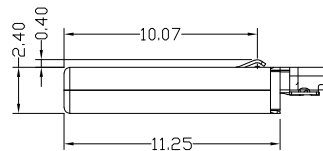
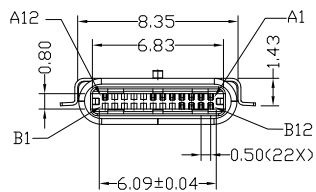


RoHS  
Compliant  
2002/95/EC

REV.	ECN.	NO.	APPD.



RECOMMENDED PCB LAYOUT(TOP VIEW)  
TOLERANCE:±0.05



USB TYPE-C PIN ASSIGNMENTS

PIN NUMBER	SIGNAL NAME	PIN NUMBER	SIGNAL NAME
A1	GND	B12	GND
A2	SSTXp1	B11	SSRXp1
A3	SSTXn1	B10	SSRXn1
A4	Vbus	B9	Vbus
A5	CC1	B8	
A6	Dp1	B7	
A7	Dn1	B6	
A8		B5	
A9		B4	
A10		B3	
A11		B2	
A12	GND	B1	

NOTES:

1.ELECTRICAL:

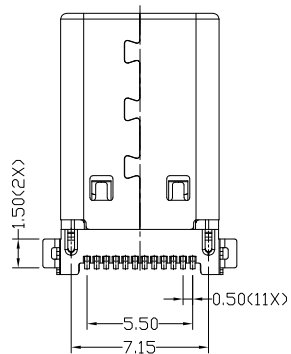
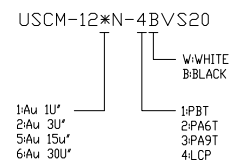
- 1)VOLTAGE CURRENT RATING: 5AMP 5.0VDC
- 2)INSULATION RESISTANCE: 100MΩ MIN 250V DC;
- 3)CONTACT RESISTANCE: 40mΩ MAX;
- 4)WITHSTANDING VOLTAGE: 100V AC FOR 1 MINUTE.
- 5)OPERATING TEMPERATURE:-25°C TO +85°C.

2.Mechanical:

- 1)Mating Force: 5N~20N
- 2)Unmating Force: 8N~20N
- 3)Durability: 10,000 cycles

3.DIMENSIONS MARKED "▼"  
TO BE CHECKED BY Q.C & IPQC.

4.PART NO.



5	EMI PLATE	STAINLESS STEEL	2	PLATED NICKEL	X.X ±0.30	X.* ±10'	UNITS	mm
4	FRONT SHELL	STAINLESS STEEL	1	PLATED NICKEL	.XX ±0.20	.XX' ±8'	MAT'L	
3	MID	STAINLESS STEEL	1	PLATED NICKEL	.XXX ±0.10	.XXX' ±5'	SEE NOTE	
2	CONTACT	COPPER ALLOY	12	PLATED GOLD			FINISH	
1	HOUSING	LCP+30%GF	1	UL94V-0			SEE NOTE	
NO	PARTS	MATERIAL	QTY	FINISHING			Q'TY	

THESE DRAWINGS AND SPECIFICATIONS ARE THE PROPERTY OF ACCURATE INNOTECH INC AND SHALL NOT BE REPRODUCED, COPIED OR USED IN ANY MANNER WITHOUT THE PRIOR WRITTEN CONSENT OF ACCURATE INNOTECH INC

雅安科技有限公司 ACCURATE INNOTECH INC.			
TITLE: USB Type-CM 单排2PIN 沉板0.95 SMT		PART NO.: USCM-12XN-4BVS20	
DR: Ricky 2019/08/15		DWG NO.: AII-VS20	
CHKD: Ricky 2019/08/15		SCALE	SHEET
APPD:		1:1	1/1
		REV.	CUSTOMER
		B	DRAWING