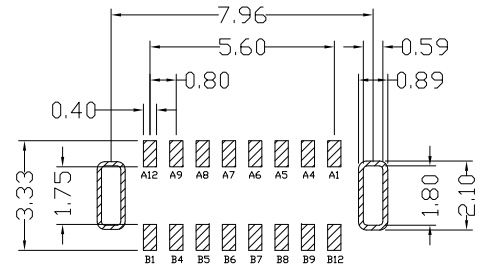
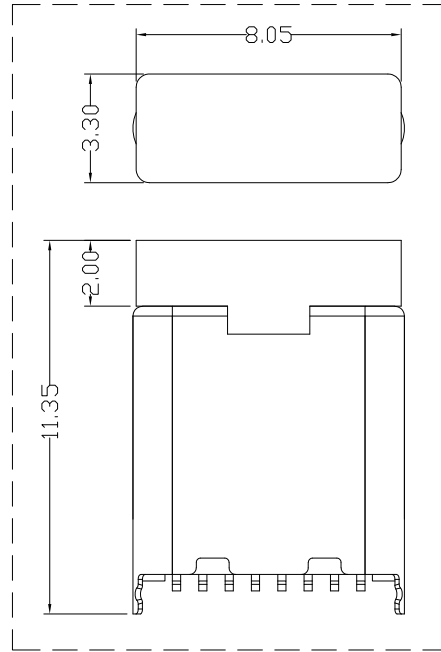
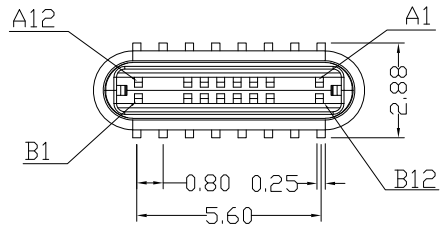


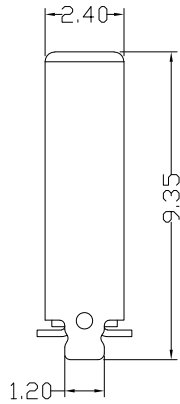
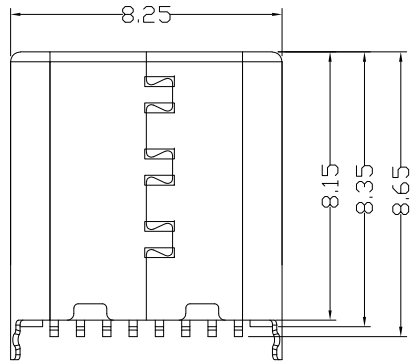


RoHS  
Compliant  
2002/95/EC

REV.	ECN. NO.	APPD.



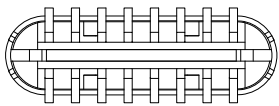
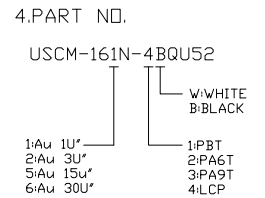
RECOMMENDED P.C.B. LAYOUT  
TOLERANCE UNSPECIFIED ±0.05mm



Type c Pin Assignments

A1	GND	B12	GND
A4	VBUS	B9	VBUS
A5	CC1	B8	SBU2
A6	DP1	B7	DN2
A7	DN1	B6	DP2
A8	SBU1	B5	CC2
A9	VBUS	B4	VBUS
A12	GND	B1	GND
PIN	SIGNAL NAME	PIN	SIGNAL NAME

- NOTES:  
 1.ELECTRICAL:  
 1)VOLTAGE CURRENT RATING: 2A,5V DC(RMS)  
 2)INSULATION RESISTANCE: 100MΩ MIN;  
 3)CONTACT RESISTANCE: 30mΩ MAX;  
 4)WITHSTANDING VOLTAGE: 100V AC;  
 5)OPERATING TEMPERATURE:-25°C TO +80°C.  
 2.MECHANICAL:  
 1)MATING FORCE: 20N MAX.  
 2)UNMATED FORCE: 6N MIN.  
 3.DIMENSIONS MARKED "▼"  
 TO BE CHECKED BY Q.C & IPQC.



5				.X	±0.50	.X'	±2'	UNITS	mm	<b>雅安科技有限公司</b> <b>ACCURATE INNOTECH INC.</b> TITLE: USB TYPE CM 16P 立贴8.65 铆合 外壳脚长0.7长 PART NO.: USCM-16XN-4BQU52 DR: <i>Ricky</i> 2024/02/15 DWG NO.: AII-QU52 CHKD: <i>Ricky</i> 2024/02/15 APPD:			
4	HOOK	STAINLESS STEEL	1	.XX	±0.30	.XX'		MAT'L					
3	SHELL	STAINLESS STEEL	1	.XXX	±0.15	.XXX'		SEE NOTE					
2	TERMINAL	COPPER ALLOY	16					FINISH					
1	HOUSING	LCP+30%GF	1					SEE NOTE					
NO	PARTS	MATERIAL	QTY	FINISHING				Q'TY		SCALE	SHEET	REV.	CUSTOMER
										1:1	1/1	B	DRAWING

THESE DRAWINGS AND SPECIFICATIONS ARE THE PROPERTY OF ACCURATE INNOTECH INC AND SHALL NOT BE REPRODUCED, COPIED OR USED IN ANY MANNER WITHOUT THE PRIOR WRITTEN CONSENT OF ACCURATE INNOTECH INC

