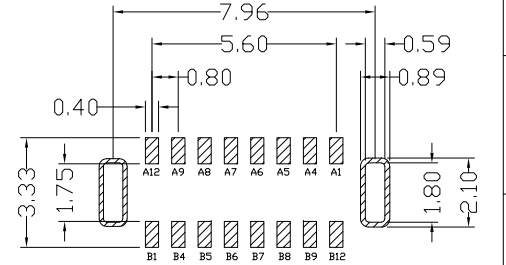
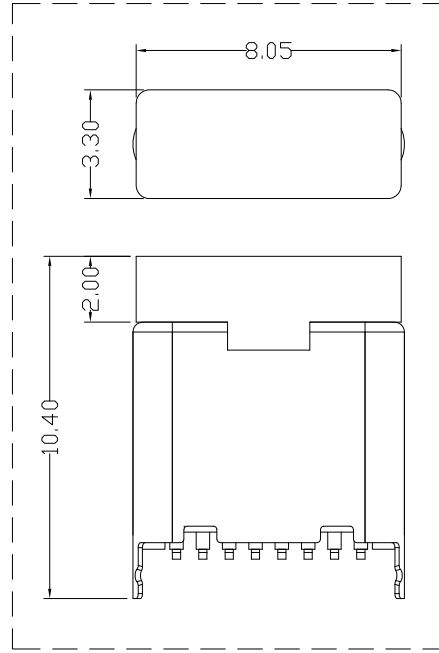
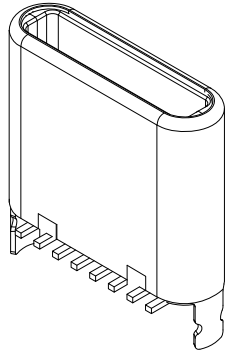
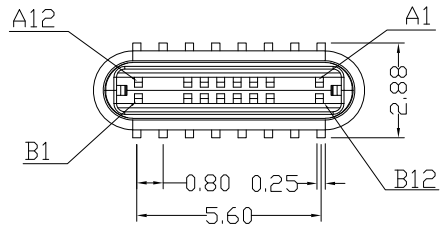


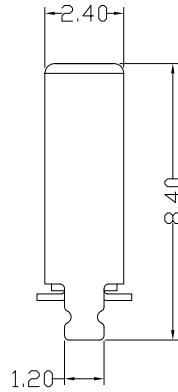
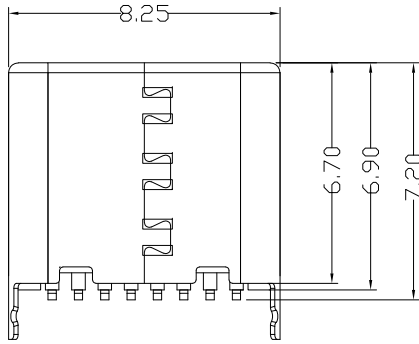


RoHS  
Compliant  
2002/95/EC

REV.	ECN. NO.	APPD.



RECOMMENDED P.C.B. LAYOUT  
TOLERANCE UNSPECIFIED ±0.05mm



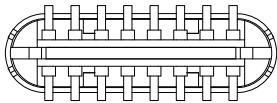
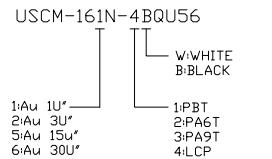
Type c Pin Assignments

A1	GND	B12	GND
A4	VBUS	B9	VBUS
A5	CC1	B8	SBU2
A6	DP1	B7	DN2
A7	DN1	B6	DP2
A8	SBU1	B5	CC2
A9	VBUS	B4	VBUS
A12	GND	B1	GND
PIN	SIGNAL NAME	PIN	SIGNAL NAME

NOTES:

- ELECTRICAL:
  - VOLTAGE CURRENT RATING: 2A,5V DC(RMS)
  - INSULATION RESISTANCE: 100MΩ MIN;
  - CONTACT RESISTANCE: 30mΩ MAX;
  - WITHSTANDING VOLTAGE: 100V AC;
  - OPERATING TEMPERATURE:-25°C TO +80°C.
- MECHANICAL:
  - MATING FORCE: 20N MAX.
  - UNMATED FORCE: 6N MIN.
- DIMENSIONS MARKED "▼"  
TO BE CHECKED BY Q.C & IPQC.

4.PART NO.



5				.X	±0.30	.X'	±5'	UNITS	mm	<p>雅安科技有限公司 ACCURATE INNOTECH INC.</p> <p>TITLE: USB TYPE CM 16P 立贴7.2 铆合 外壳脚短脚1.2长</p> <p>PART NO.: USCM-16XN-4BQU56</p> <p>DR: Ricky 2024/02/15</p> <p>CHKD: Ricky 2024/02/15</p> <p>DWG NO.: AII-QU56</p> <p>SCALE: 1:1 SHEET: 1/1 REV: B CUSTOMER DRAWING</p>
4	HOOK	STAINLESS STEEL	1	.XX	±0.20	.XX'	±2'	MAT'L	SEE NOTE	
3	SHELL	STAINLESS STEEL	1	.XXX	±0.10	.XXX'		FINISH	SEE NOTE	
2	TERMINAL	COPPER ALLOY	16					Q'TY		
1	HOUSING	LCP+30%GF	1							
NO	PARTS	MATERIAL	QTY	FINISHING						

THESE DRAWINGS AND SPECIFICATIONS ARE THE PROPERTY OF ACCURATE INNOTECH INC AND SHALL NOT BE REPRODUCED, COPIED OR USED IN ANY MANNER WITHOUT THE PRIOR WRITTEN CONSENT OF ACCURATE INNOTECH INC

