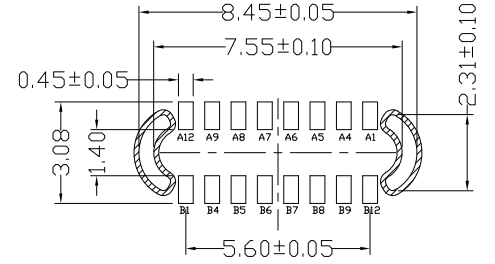
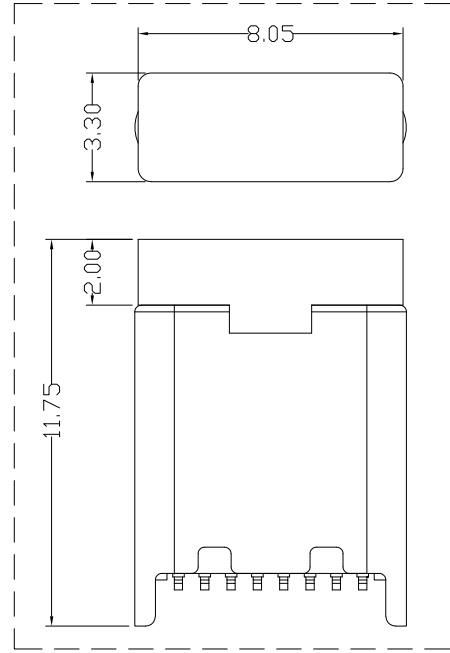
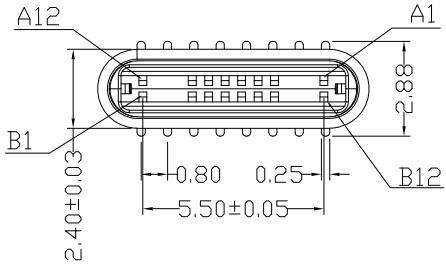


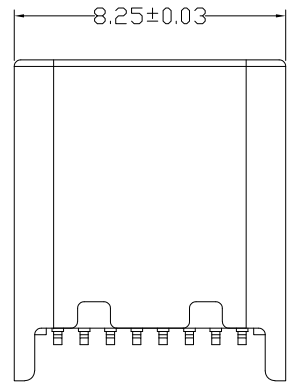

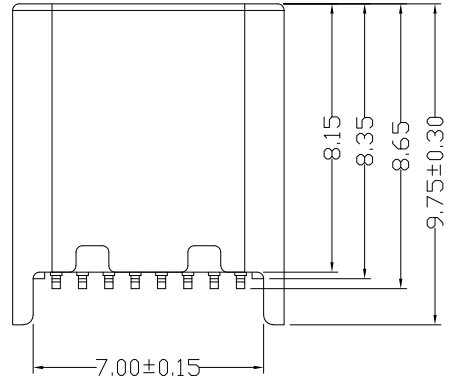


RoHS
Compliant
2002/95/EC

| REV. | ECN. | NO. | APPD. |
|------|------|-----|-------|
| | | | |
| | | | |
| | | | |



RECOMMENDED P.C.B. LAYOUT
TOLERANCE UNSPECIFIED ±0.05mm



Type c Pin Assignments

| | | | |
|-----|-------------|-----|-------------|
| A1 | GND | B12 | GND |
| A4 | VBUS | B9 | VBUS |
| A5 | CC1 | B8 | SBU2 |
| A6 | DP1 | B7 | DN2 |
| A7 | DN1 | B6 | DP2 |
| A8 | SBU1 | B5 | CC2 |
| A9 | VBUS | B4 | VBUS |
| A12 | GND | B1 | GND |
| PIN | SIGNAL NAME | PIN | SIGNAL NAME |

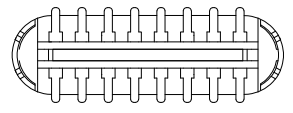
- NOTES:
- ELECTRICAL:
 - VOLTAGE CURRENT RATING: 2A,5V DC(RMS)
 - INSULATION RESISTANCE: 100MΩ MIN;
 - CONTACT RESISTANCE: 30mΩ MAX;
 - WITHSTANDING VOLTAGE: 100V AC;
 - OPERATING TEMPERATURE:-25°C TO +80°C.
 - MECHANICAL:
 - MATING FORCE: 20N MAX.
 - UNMATED FORCE: 6N MIN.
 - DIMENSIONS MARKED "▼"
TO BE CHECKED BY Q.C & IPQC.

4.PART NO.
USCM-161N-4BQU57

W:WHITE
B:BLACK

1:Au 1U*
2:Au 3U*
5:Au 15u*
6:Au 30U*

1:PBT
2:PA6T
3:PA9T
4:LCP



| | | | | | | | | | | |
|----|----------|-----------------|-----|-----------|-------|-------|-----|--------|----------|--|
| 5 | | | | .X | ±0.30 | .X' | ±5' | UNITS | mm | <p>雅安科技有限公司 ACCURATE INNOTECH INC.</p> <p>TITLE: USB TYPE CM 16P 立贴8.65 拉伸 外壳脚长1.1长</p> <p>PART NO.: USCM-16XN-4BQU57</p> <p>DR: Ricky 2024/02/15</p> <p>DWG NO.: AII-QU57</p> <p>CHKD: Ricky 2024/02/15</p> <p>APPD:</p> <p>SCALE: 1:1 SHEET: 1/1 REV: B CUSTOMER DRAWING</p> |
| 4 | HOOK | STAINLESS STEEL | 1 | .XX | ±0.20 | .XX' | ±2' | MAT'L | SEE NOTE | |
| 3 | SHELL | STAINLESS STEEL | 1 | .XXX | ±0.10 | .XXX' | | FINISH | SEE NOTE | |
| 2 | TERMINAL | COPPER ALLOY | 16 | | | | | Q'TY | | |
| 1 | HOUSING | LCP+30%GF | 1 | | | | | | | |
| NO | PARTS | MATERIAL | QTY | FINISHING | | | | | | |

THESE DRAWINGS AND SPECIFICATIONS ARE THE PROPERTY OF ACCURATE INNOTECH INC AND SHALL NOT BE REPRODUCED, COPIED OR USED IN ANY MANNER WITHOUT THE PRIOR WRITTEN CONSENT OF ACCURATE INNOTECH INC

