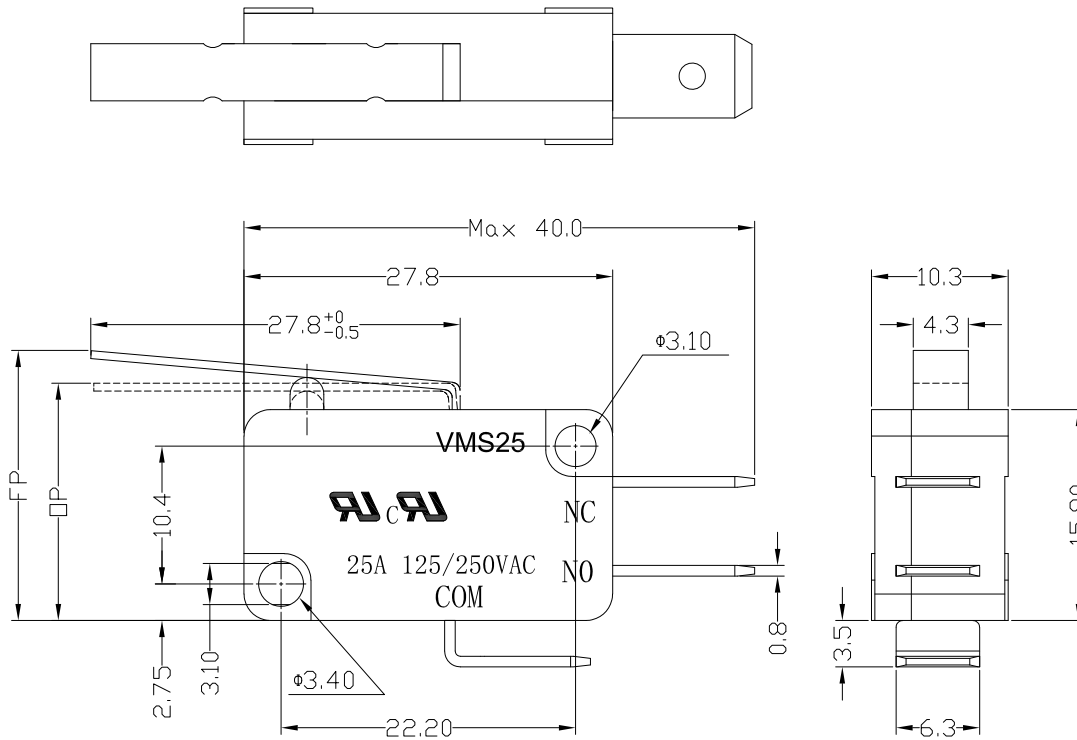




RoHS  
Compliant  
2002/95/EC

REV.	ECN. NO.	APPD.

DIMENSIONS



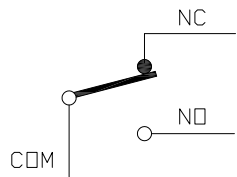
MODEL CODE

VMS 25-02 X-XX-V25

1 2 3 4 5 6

- 1.Series : VMS
- 2.Current Rating : 25=25A 125/250VAC
- 3.Actuator : 00=Non-lever 01-99=Lever
- 4.Termination : see chart (N/M/K/A)  
(7=SPST-NO / 16=SPST-NC)
- 5.Operating Force : see chart
- 6.Contact type: V25=25Amps Contact

CIRCUIT DIAGRAM



1.Functional spec

1.1 Rated Voltage(AC)	125/250VAC
1.2 Rated Current(AC)	25A
1.3 Contact Resistance	≤100mΩ(Initial value)
1.4 Operating Force	160±60gf
1.5 Bounce Time	
1.6 Free Position	21.5±1.0mm
1.7 Operating Position	16.8±1.0mm
1.8 Position Travel	
1.9 Return Force	

2.Reliable Rating

2.1 Mechanical Life	1,000,000 CYCLES
2.2 Electrical Life	10,000 CYCLES
2.3 Insulation Resistance	≥100MΩ DC500V
2.4 Withstand Voltage	AC1500V 1 minute
2.5 Soldering Technic	Hand Soldering
2.6 Operating Temper	-25°C ~ +85°C
2.7 Ambient Humidity Used	<70%RH

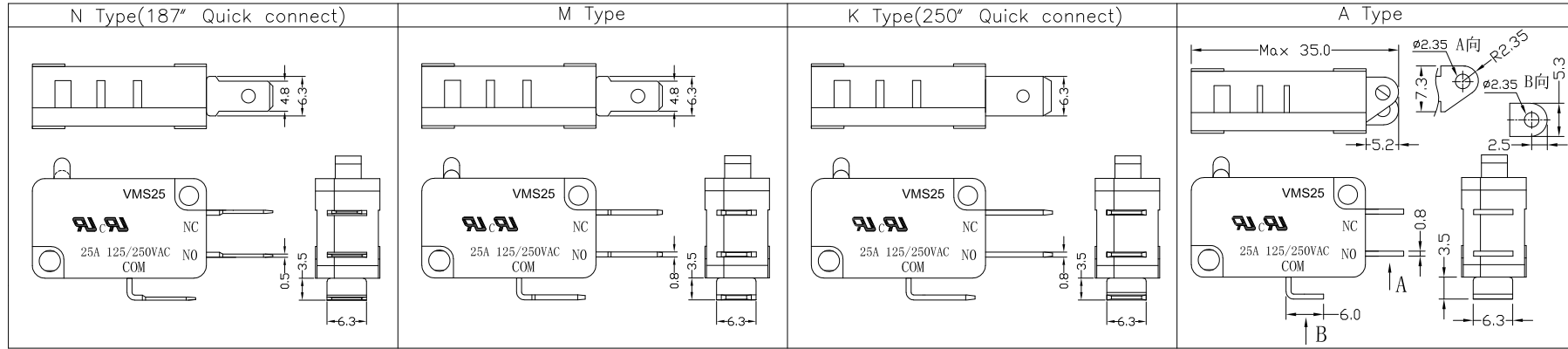
Tolerance:±0.2		UNITS	雅安科技有限公司 ACCURATE INNOTECH INC.			
		mm	TITLE:		PART NO.:	
		MAT'L	MICRO SWITCH VMS25 SERIES		VMS25-02K-XX-V25	
		SEE NOTE	DR: <i>Ricky</i> 2025/02/25		DWG NO.:	
		FINISH	CHKD: <i>Ricky</i> 2025/02/25		ATD-02X-XX-V25	
		SEE NOTE	APPD:		SCALE	SHEET
		Q'TY			1:1	1/2
THESE DRAWINGS AND SPECIFICATIONS ARE THE PROPERTY OF ACCURATE INNOTECH INC AND SHALL NOT BE REPRODUCED, COPIED OR USED IN ANY MANNER WITHOUT THE PRIOR WRITTEN CONSENT OF ACCURATE INNOTECH INC.					REV.	CUSTOMER DRAWING
					A	



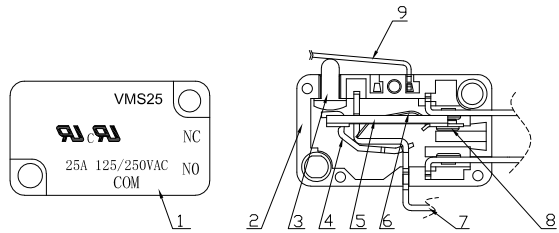
RoHS  
Compliant  
2002/95/EC

REV.	ECN.	NO.	APPD.

### Terminal Type



### Structure chart



### Material list

NO.	PARTS	MATERIAL	Q'TY	FINISHING	UNITS	mm	雅安科技有限公司 ACCURATE INNOTECH INC.					
9	Lever	SUS301	1		Tolerance:±0.2	mm	SEE NOTE	TITLE:	PART NO.:			
8	Contact	Silver alloy	3					FINISH	MICRO SWITCH VM25 SERIES	VMS25-02X-XX-V25		
7	Terminal	C2680	3					SEE NOTE	DR: <i>Ricky</i> 2025/02/25	DWG NO.:		
6	Spring Plate	C5210	1		Q'TY	mm	SEE NOTE	CHKD: <i>Ricky</i> 2025/02/25	ATD-02X-XX-V25			
5	Change Plate	C2680	1					APPD:	SCALE	SHEET	REV.	CUSTOMER
4	Fixed Rod	C2680	1						1:1	2/2	A	DRAWING
3	Button	PBT	1		THESE DRAWINGS AND SPECIFICATIONS ARE THE PROPERTY OF ACCURATE INNOTECH INC AND SHALL NOT BE REPRODUCED, COPIED OR USED IN ANY MANNER WITHOUT THE PRIOR WRITTEN CONSENT OF ACCURATE INNOTECH INC.							
2	Lower Housing	PBT	1									
1	Upper Housing	PBT	1									
NO.	PARTS	MATERIAL	Q'TY	FINISHING								