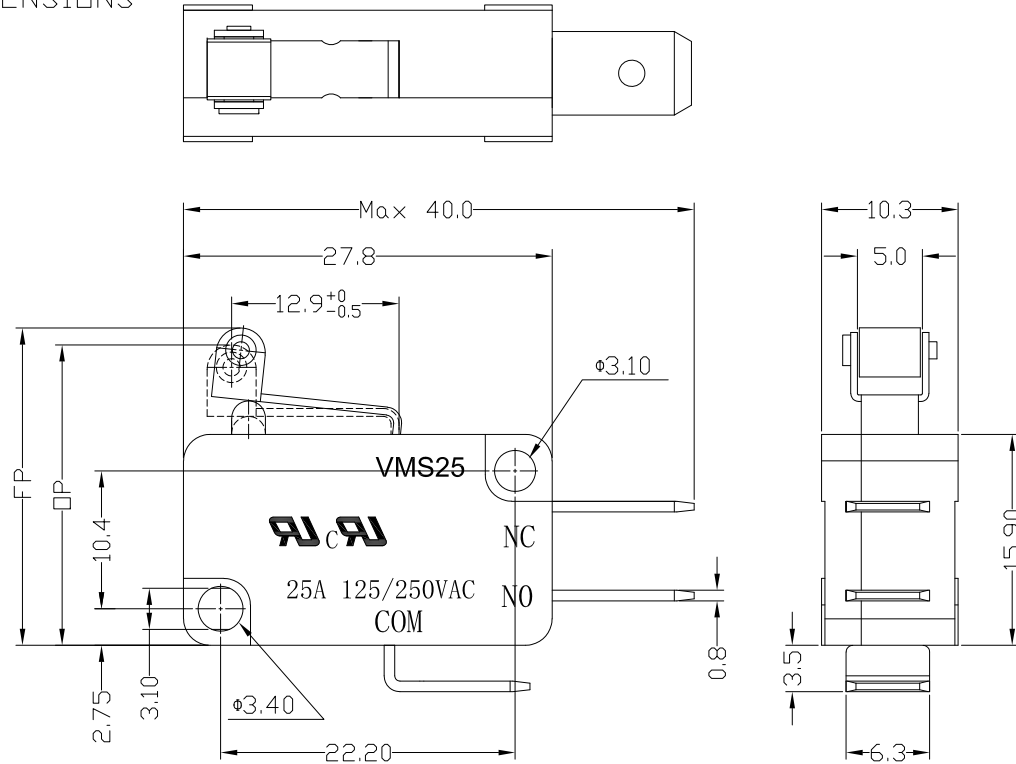




RoHS
Compliant
2002/95/EC

REV.	ECN.	NO.	APPD.

DIMENSIONS



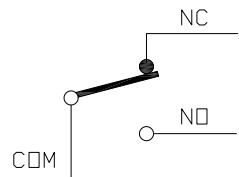
MODEL CODE

VMS 25-05 X-XX-V25

1 2 3 4 5 6

- 1.Series : VMS
- 2.Current Rating : 25=25A 125/250VAC
- 3.Actuator : 00=Non-lever 01-99=Lever
- 4.Termination : see chart (N/M/K/A)
(7=SPST-NO / 16=SPST-NC)
- 5.Operating Force : see chart
- 6.Contact type: V25=25Amps Contact

CIRCUIT DIAGRAM



1.Functional spec

1.1 Rated Voltage(AC)	125/250VAC
1.2 Rated Current(AC)	25A
1.3 Contact Resistance	≤100mΩ(Initial value)
1.4 Operating Force	350±100gf
1.5 Bounce Time	
1.6 Free Position	25.1±1.0mm
1.7 Operating Position	22.8±1.0mm
1.8 Position Travel	
1.9 Return Force	

2.Reliable Rating

2.1 Mechanical Life	1,000,000 CYCLES
2.2 Electrical Life	10,000 CYCLES
2.3 Insulation Resistance	≥100MΩ DC500V
2.4 Withstand Voltage	AC1500V 1 minute
2.5 Soldering Technic	Hand Soldering
2.6 Operating Temper	-25°C ~ +85°C
2.7 Ambient Humidity Used	<70%RH

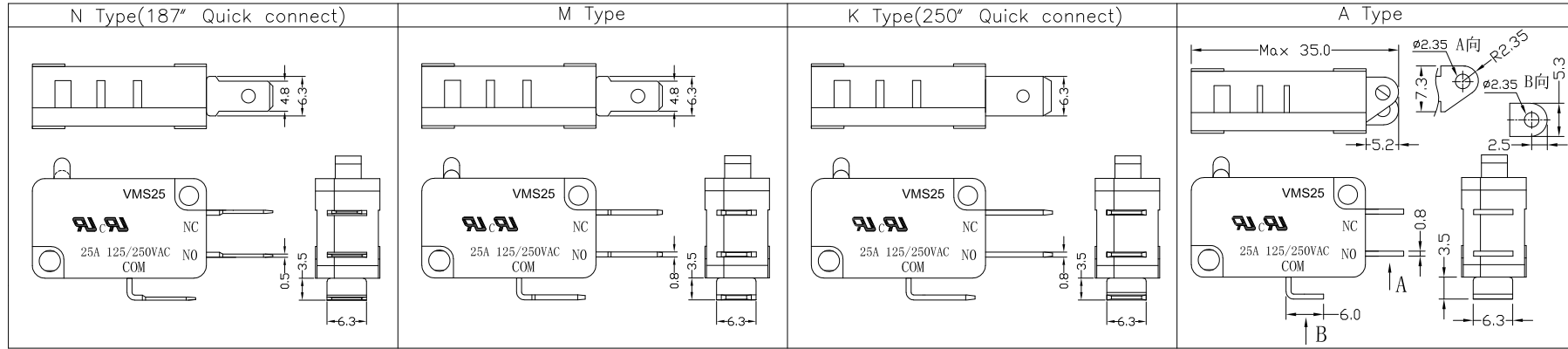
Tolerance:±0.2		UNITS	雅安科技有限公司 ACCURATE INNOTECH INC.			
		mm	TITLE:		PART NO.:	
		MAT'L	MICRO SWITCH VMS25 SERIES		VMS25-05K-XX-V25	
		SEE NOTE	DR: Ricky 2025/02/25		DWG NO.:	
		FINISH	CHKD: Ricky 2025/02/25		ATD-05X-XX-V25	
		SEE NOTE	APPD:		SCALE	SHEET
		Q'TY			1:1	1/2
THESE DRAWINGS AND SPECIFICATIONS ARE THE PROPERTY OF ACCURATE INNOTECH INC AND SHALL NOT BE REPRODUCED, COPIED OR USED IN ANY MANNER WITHOUT THE PRIOR WRITTEN CONSENT OF ACCURATE INNOTECH INC.					REV.	CUSTOMER DRAWING
					A	



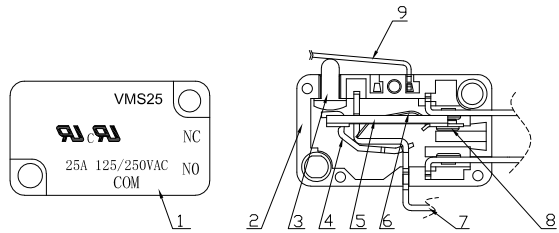
RoHS
Compliant
2002/95/EC

REV.	ECN.	NO.	APPD.

Terminal Type



Structure chart



Material list

NO.	PARTS	MATERIAL	Q'TY	FINISHING	UNITS	mm	Tolerance:±0.2
9	Lever	SUS301	1				
8	Contact	Silver alloy	3				
7	Terminal	C2680	3				
6	Spring Plate	C5210	1				
5	Change Plate	C2680	1				
4	Fixed Rod	C2680	1				
3	Button	PBT	1				
2	Lower Housing	PBT	1				
1	Upper Housing	PBT	1				

雅安科技有限公司 ACCURATE INNOTECH INC.	
TITLE: MICRO SWITCH VM25 SERIES	PART NO.: VMS25-05X-XX-V25
DR: <i>Ricky</i> 2025/02/25	DWG NO.: ATD-05X-XX-V25
CHKD: <i>Ricky</i> 2025/02/25	SCALE SHEET REV. CUSTOMER 1:1 2/2 A DRAWING
APPD:	

THESE DRAWINGS AND SPECIFICATIONS ARE THE PROPERTY OF ACCURATE INNOTECH INC AND SHALL NOT BE REPRODUCED, COPIED OR USED IN ANY MANNER WITHOUT THE PRIOR WRITTEN CONSENT OF ACCURATE INNOTECH INC.

