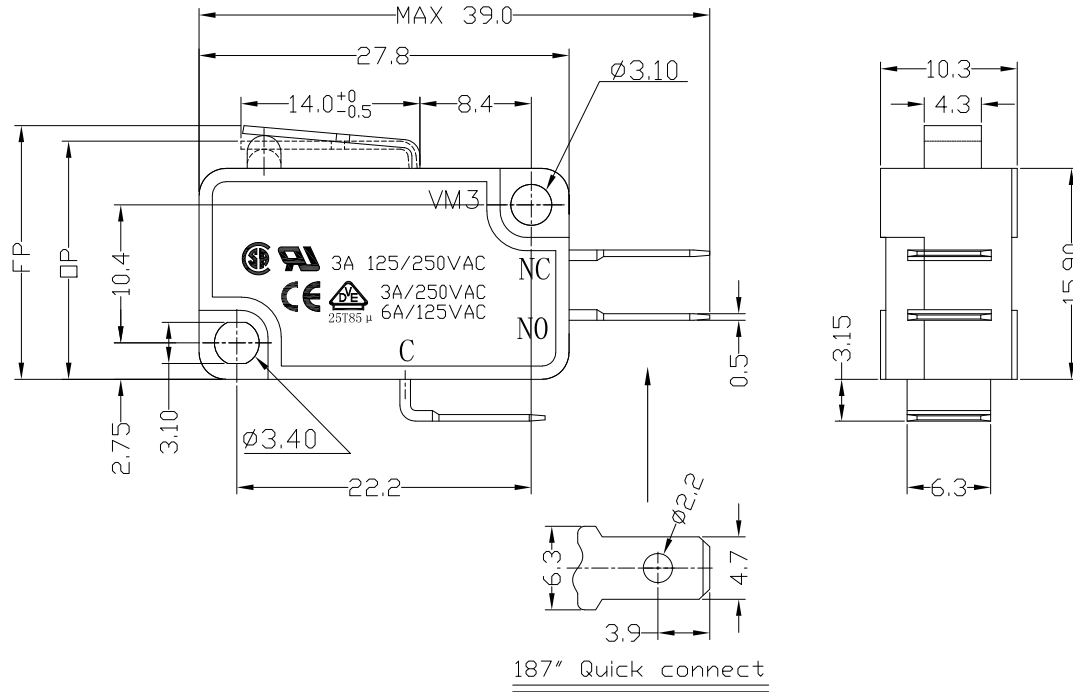




RoHS Compliant  
2002/95/EC

REV.	ECN.	NO.	APPD.

### DIMENSIONS



### 1. Functional spec

1.1 Rated Voltage(AC)	125/250VAC
1.2 Rated Current(AC)	3A
1.3 Contact Resistance	≤100mΩ(Initial value)
1.4 Operating Force	110±30gf   160±40gf   250±50gf
1.5 Bounce Time	
1.6 Free Position	19.1±0.5mm
1.7 Operating Position	18.1±0.5mm
1.8 Position Travel	
1.9 Return Force	

### 2. Reliable Rating

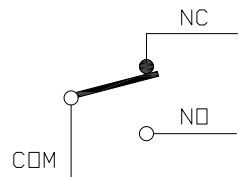
2.1 Mechanical Life	1,000,000 CYCLES
2.2 Electrical Life	10,000 CYCLES
2.3 Insulation Resistance	≥100MΩ DC500V
2.4 Withstand Voltage	AC1500V 1 minute
2.5 Soldering Technic	Hand Soldering
2.6 Operating Temper	-25°C ~ +85°C
2.7 Ambient Humidity Used	<85%RH

### MODEL CODE

VM 3- 01 X-XXS-U56

1 2 3 4 5 6 7

- 1.Series : VM
- 2.Current Rating : 3=3A 125/250VAC
- 3.Actuator : 00=Non-lever 01=99=Lever
- 4.Termination : see chart (N/K)  
(2=SPST-NO / 16=SPST-NC)
- 5.Operating Force : see chart
- 6.Spring Material:S=SUS304
- 7.Contact type: U56=3Amps Contact



### CIRCUIT DIAGRAM

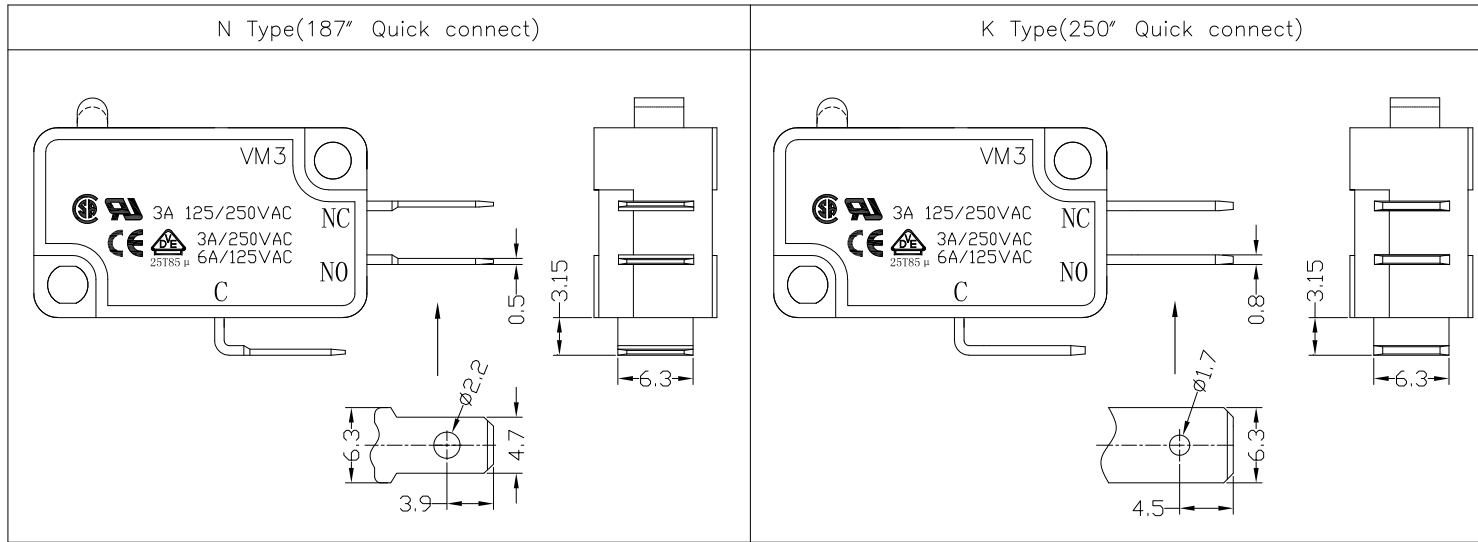
Tolerance: ±0.2	UNITS mm	雅安科技有限公司 ACCURATE INNOTECH INC.			
	MAT'L	TITLE: MICRO SWITCH VM3 SERIES		PART NO: VM3-01N-XXS-U56	
	SEE NOTE	DR: Ricky 2017/5/10		DWG NO: ATD-01X-XXS-U56	
	FINISH	CHKD: Ricky 2017/5/10		SCALE SHEET REV. CUSTOMER	
	SEE NOTE	APPD:		1:1	1/2
	Q'TY	APPD:		A	DRAWING
THESE DRAWINGS AND SPECIFICATIONS ARE THE PROPERTY OF ACCURATE INNOTECH INC AND SHALL NOT BE REPRODUCED, COPIED OR USED IN ANY MANNER WITHOUT THE PRIOR WRITTEN CONSENT OF ACCURATE INNOTECH INC.					



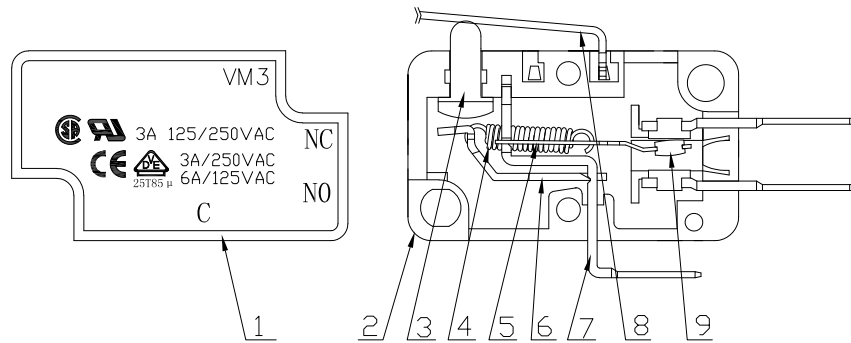
RoHS  
Compliant  
2002/95/EC

REV.	ECN.	NO.	APPD.

### Terminal Type



### Structure chart



### Material list

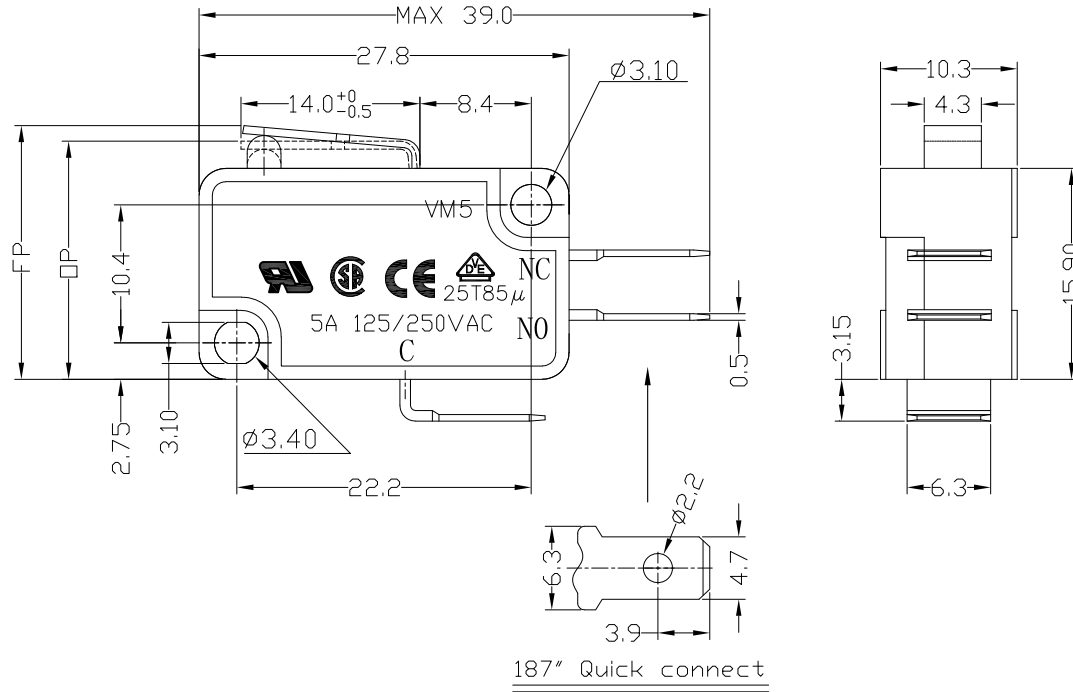
NO.	PARTS	MATERIAL	Q'TY	FINISHING	Tolerance: $\pm 0.2$	UNITS	雅安科技有限公司 ACCURATE INNOTECH INC.			
9	Contact	Silver alloy	3		mm	SEE NOTE	TITLE: MICRO SWITCH VM3 SERIES		PART NO.: VM3-01X-XXS-U56	
8	Lever	SUS301	1				FINISH	DR: Ricky 2017/5/10		DWG NO.: ATD-01X-XXS-U56
7	Terminal	C2680	3		SEE NOTE	Q'TY	CHKD: Ricky 2017/5/10		SCALE	
6	Fixed Rod	C2680	1				APPD:		1:1	SHEET 2/2
5	Change Plate	C5210	1		THESE DRAWINGS AND SPECIFICATIONS ARE THE PROPERTY OF ACCURATE INNOTECH INC AND SHALL NOT BE REPRODUCED, COPIED OR USED IN ANY MANNER WITHOUT THE PRIOR WRITTEN CONSENT OF ACCURATE INNOTECH INC.					
4	Spring	SUS304	1							
3	Button	PBT	1	Gray						
2	Lower Housing	PBT	1	Black						
1	Upper Housing	PBT	1	Black						



RoHS  
Compliant  
2002/95/EC

REV.	ECN.	NO.	APPD.

### DIMENSIONS



### 1.Functional spec

1.1 Rated Voltage(AC)	125/250VAC
1.2 Rated Current(AC)	5A
1.3 Contact Resistance	≤100mΩ(Initial value)
1.4 Operating Force	110±30gf   160±40gf   250±50gf
1.5 Bounce Time	
1.6 Free Position	19.1±0.5mm
1.7 Operating Position	18.1±0.5mm
1.8 Position Travel	
1.9 Return Force	

### 2.Reliable Rating

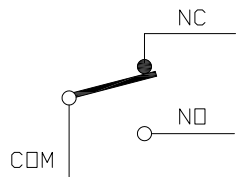
2.1 Mechanical Life	1,000,000 CYCLES
2.2 Electrical Life	10,000 CYCLES
2.3 Insulation Resistance	≥100MΩ DC500V
2.4 Withstand Voltage	AC1500V 1 minute
2.5 Soldering Technic	Hand Soldering
2.6 Operating Temper	-25°C ~ +85°C
2.7 Ambient Humidity Used	<85%RH

### MODEL CODE

VM5-01X-XXS-U10

1 2 3 4 5 6 7

- 1.Series : VM
- 2.Current Rating : 5=5A 125/250VAC
- 3.Actuator : 00=Non-lever 01-99=Lever
- 4.Termination : see chart (N/K)  
(2=SPST-NO / 16=SPST-NC)
- 5.Operating Force : see chart
- 6.Spring Material:S=SUS304
- 7.Contact type: U10=5Amps Contact



### CIRCUIT DIAGRAM

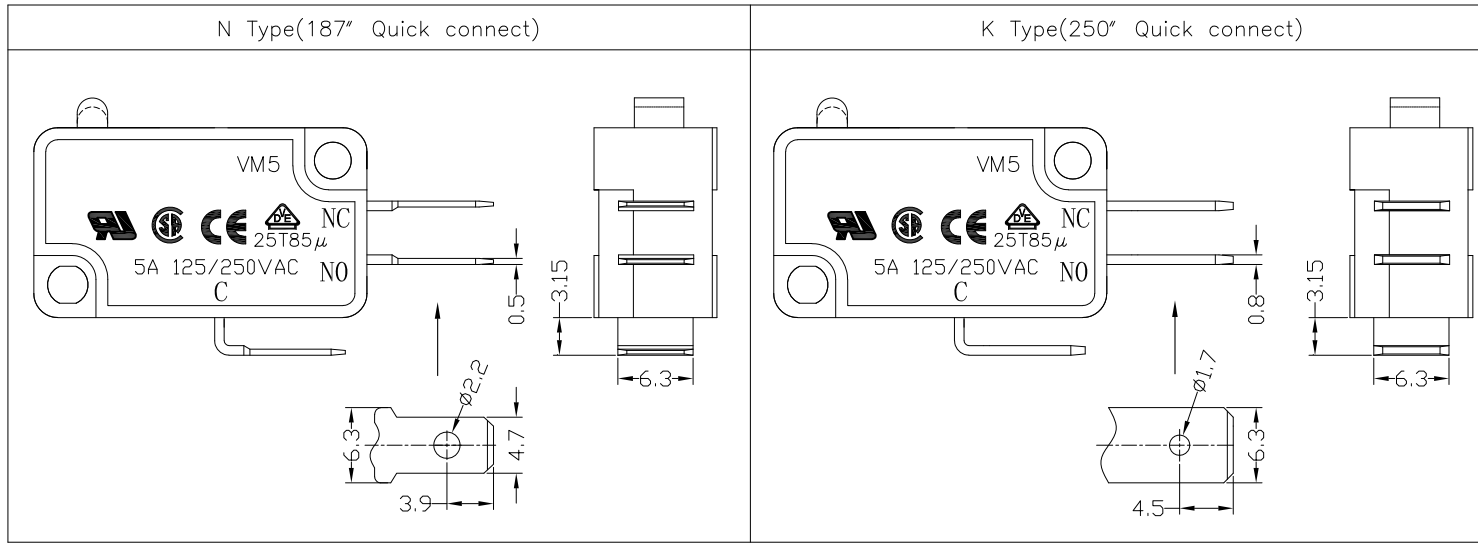
Tolerance:±0.2		UNITS mm	雅安科技有限公司 ACCURATE INNOTECH INC.					
		MAT'L	TITLE: MICRO SWITCH VM5 SERIES		PART NO: VM5-01N-XXS-U10			
		SEE NOTE	DR: <i>Ricky</i> 2017/5/11		DWG NO: ATD-01X-XXS-U10			
		FINISH	CHKD: <i>Ricky</i> 2017/5/11		SCALE SHEET REV. CUSTOMER			
		SEE NOTE	APPD:		1:1	1/2	A	DRAWING
		Q'TY						
THESE DRAWINGS AND SPECIFICATIONS ARE THE PROPERTY OF ACCURATE INNOTECH INC AND SHALL NOT BE REPRODUCED, COPIED OR USED IN ANY MANNER WITHOUT THE PRIOR WRITTEN CONSENT OF ACCURATE INNOTECH INC.								



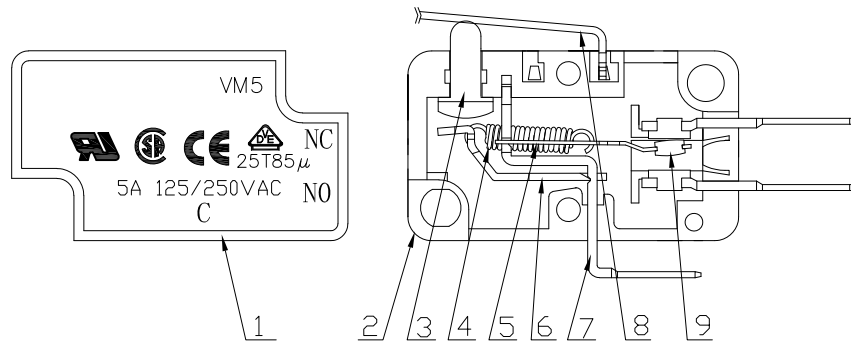
RoHS  
Compliant  
2002/95/EC

REV.	ECN.	NO.	APPD.

### Terminal Type



### Structure chart



### Material list

NO.	PARTS	MATERIAL	Q'TY	FINISHING	Tolerance:±0.2	UNITS	雅安科技有限公司 ACCURATE INNOTECH INC.			
9	Contact	Silver alloy	3		mm	SEE NOTE	TITLE:	PART NO.:		
8	Lever	SUS301	1				FINISH	MICRO SWITCH VM5 SERIES	VM5-01X-XXS-U10	
7	Terminal	C2680	3		SEE NOTE	Q'TY	DR:	DWG NO.:		
6	Fixed Rod	C2680	1				CHKD:	Ricky 2017/5/11	ATD-01X-XXS-U10	
5	Change Plate	C5210	1		SEE NOTE	APPD:	SCALE	SHEET	REV.	CUSTOMER
4	Spring	SUS304	1				1:1	2/2	A	DRAWING
3	Button	PBT	1	Gray	THESE DRAWINGS AND SPECIFICATIONS ARE THE PROPERTY OF ACCURATE INNOTECH INC AND SHALL NOT BE REPRODUCED, COPIED OR USED IN ANY MANNER WITHOUT THE PRIOR WRITTEN CONSENT OF ACCURATE INNOTECH INC.					
2	Lower Housing	PBT	1	Black						
1	Upper Housing	PBT	1	Black						